

PORTE CONTEMPORARY-CLASSIC

PORTE PRESTIGE

**CONTRACT**

SUITE











## CHI SIAMO

Romagnoli Porte opera nel settore del legno da quasi 40 anni: un lungo percorso di crescita incentrato sulla sperimentazione di nuove soluzioni per le finiture di interni e su una salda politica di rispetto ambientale.

Ricerca estetica e sensibilità ecologica viaggiano di pari passo.

La bellezza naturale del legno massello e le particolari tecniche di lavorazione creano uno stile inconfondibile: pezzi unici ed esclusivi, emblemi di concetti creativi ed innovativi.

Dagli impianti autoalimentati utilizzando materiali di scarto, alle linee di produzione ottimizzate per ridurre al minimo i rischi di inquinamento interno ed esterno: tutto il sistema produttivo aziendale è strutturato in modo da garantire il massimo rispetto per l'ambiente.

Del resto, proporre sempre il massimo è il modo migliore per conquistare la fiducia di un pubblico ambizioso ed esigente.

## ABOUT US

*Romagnoli Porte has been in the wood business for almost 40 years: it has been a long experience of growth for the company, focusing on experimenting with new furnishing solutions and based on a solid environmentally-friendly policy.*

*Styling research and eco-awareness travel hand in hand in our eyes. The natural beauty of solid wood and the special working techniques we implement make for an unmistakable style: unique and exclusive products, which are emblematic of creative and innovative concepts.*

*From the self-powered plants which use waste materials as fuel, to the optimised production lines to minimise the risk of internal and external pollution: the company's entire production system is structured so as to ensure the utmost respect of our environment. Besides, always offering the best is the best way to gain the loyalty of an ambitious and demanding clientèle.*

  
100%  
MADE IN ITALY

## Certificati

La Romagnoli ha sempre puntato alla qualità applicata al design tipico del made in Italy, proprio per questo motivo è dal 1998 che i suoi processi produttivi ed organizzativi sono certificati ISO 9001.

Ecco perché la Romagnoli firma a fuoco i suoi prodotti.

Firmare un prodotto non vuol dire solo imprimere un marchio per renderlo riconoscibile, ma significa assumersi la responsabilità di quello che il cliente sta acquistando e creare un Brand che sia sinonimo di qualità, affidabilità e prestigio.

## Certificates

*Romagnoli has always aimed for top quality applied to the typical designs of products entirely made in Italy; for this reason its production and organisational processes have been ISO 9001 certified since 1998.*

*This is why Romagnoli fire brands its products. Branding a product doesn't just mean imprinting a trademark on it to make it recognisable, but it also means taking responsibility for what the customer is purchasing and creating a Brand that stands for quality, reliability and prestige.*

PORTE  
**TECNICHE**



**Romagnoli** CONTRACT



TRAPUNTY / 06



BRIO / 10



RONDÒ / 14



FARAONE / 18



NOTRE DAME / 22



PASHA / 26

ROYAL LINE



SENSO / 30



LIGNUM / 32



NEW CLASSIC / 34



CATTIA / 38

STYLE LINE



DALIA / 40



FLY / 42



PASA / 44

BASIC LINE

# TRAPUNTY







TRAPUNTY

BRIO

RONDÒ

FARAONE

NOTREDAME

PASHA

SENSO

LIGNUM

NEWCLASSIC

CATIA

DALIA

FLY

FASA

Porta Trapunty FL1TPT bianco RAL 9003, telaio complanare, pietre Swarovski, altezza 2400 mm.  
Parquet New Classic PQNW Avorio Rinascimento

*Trapunty door FL1TPT white ral 9003, coplanar frame, Swarovski crystals, height 2400 mm.  
Parquet New Classic PQNW, Rinascimento ivory*



# TRAPUNTY



pag. 63

**REI**  
30  
60

Una collezione che esprime il design Italiano, applicato ad un prodotto. Il meglio dell'artigianalità della Romagnoli, con la possibilità per i clienti più esigenti di inserire nel trapuntato, vere gemme Swarovski. Modello brevettato.

*A collection that expresses Italian design, applied to a product. The best of Romagnoli craftsmanship and the possibility for the most demanding customers to insert real Swarovski crystals in the padding. Patented model.*



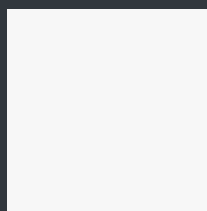
Maniglione Romagnoli Design (cod. REID0033)  
Handle Romagnoli Design (cod. REID0033)




FL1TPT

### Finiture / Finishes


Colori di serie / Standard colours



Bianco RAL 9003  
White RAL 9003



Avorio RAL 1013  
Ivory RAL 1013



Colori RAL a richiesta (lucido, opaco)  
RAL colours, on demand (glossy, matt)



# BRIO

Porta Brio BR1B, cioccolato lucido, telaio complanare, altezza 2400 mm, coprifili 400 mm.  
Parquet New Classic PQNW mix: terra, rovere sbiancato, wengè.

Brio door BR1B, glossy chocolate, coplanar frame, height 2400 mm, casing 400 mm.  
Parquet New Classic PQNW in mix: terra, rovere sbiancato, wengè.

Collezione Brio / Brio Collection

☆☆☆☆ ROYAL LINE



TRAPUNTY

BRIO

RONDÒ

FARAONE

NOTREDAME

PASHA

SENSO

LIGNUM


NEWCLASSIC

CATIA

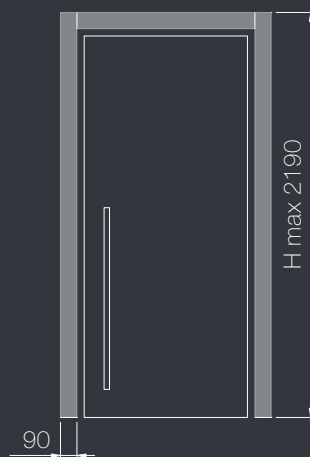
DALIA

FLY

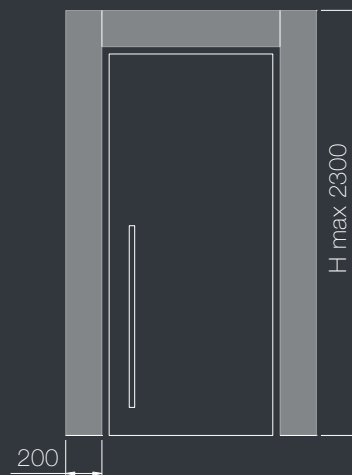
RASA



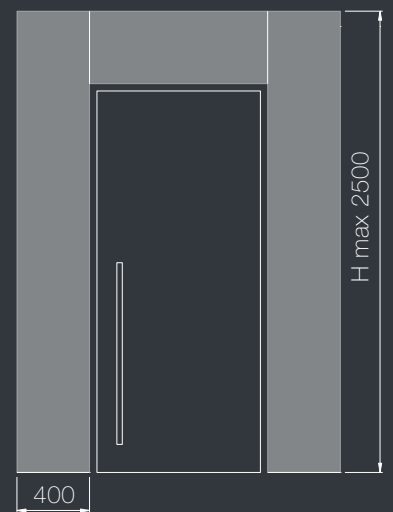
Mod. 75



Mod. 90



Mod. 200



Mod. 400



# BRIO



pag. 63

**REI**  
30  
60


Uno stile moderno semplice e lineare. La sua superficie lucida e le varie personalizzazioni sui coprifili, rendono questo prodotto adatto alle migliori strutture alberghiere. Modello brevettato.

*A modern, simple, linear style. Its glossy surface and the various customizations of the width of the casings make this product well suited to the best hotel facilities. Patented model.*




**Finiture** / Finishes


Colori di serie / Standard colours




Bianco lucido  
*Glossy white*




Madre perla lucido  
*Glossy mother of pearl*



Grigio lucido  
*Glossy grey*



Nero lucido  
*Glossy black*



Cioccolato lucido  
*Glossy chocolate*

# RONDÒ



Porta Rondò RD1B, bianco RAL 9003 / argento, telaio complanare, altezza 2400 mm.  
Boiserie Rondò BSRCRD, bianco RAL 9003/argento.  
Parquet New Classic PQNW, nero / PQGL nero glossy

*Rondò door RD1B white ral 9003 / silver, coplanar frame, height 2400 mm.*

*Rondò panelling BSRCRD, white RAL 9003 / silver.*

*New classic parquet PQNW, black / PQGL glossy black.*





TRAPUNTY

BRIO

RONDÒ

FARAONE

NOTREDAME

PASHA

SENSO

LIGNUM

NEWCLASSIC

CATIA

DALIA

FLY

FRASA



# RONDÒ



pag. 63

**REI**  
30  
60

Una collezione che rappresenta al meglio il concetto "di coordinato" Romagnoli. Nella collezione Rondò sono infatti disponibili con boiserie, parquet e maniglia personalizzata in abbinamento. Modello brevettato.

*A collection that takes up on a concept of coordination that is increasingly employed at Romagnoli. For the Rondò collection are also available matching panelling, parquet flooring and handles. Patented model.*



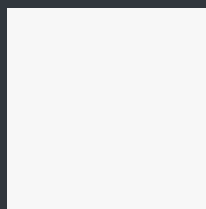
Maniglia Rondò Project  
Handle Rondò Project




RD1B

**Finiture / Finishes**


Colori di serie / Standard colours




Bianco RAL 9003  
White RAL 9003




Avorio RAL 1013  
Ivory RAL 1013




Nero RAL 9005  
Black RAL 9005




Rovere wengé  
Wengè oak




Rovere nero  
Black oak



Rovere bianco RAL 9003  
White oak RAL 9003



Oro\*  
Gold\*



Argento\*  
Silver\*

\* Solo pannello centrale  
Only central panel



# FARAONE





TRAPUNTY

BRIO

RONDÒ

FARAONE

NOTREDAME

PASHA

SENSO

LIGNUM

NEW CLASSIC

CATIA

DALIA

FLY

FRASA

Porta Faraone BR1BFAR, bianco lucido, decoro argento, pelle alligatore bianco, telaio complanare, altezza 2400 mm.  
 Boserie Faraone BSRCFAR, bianco lucido, decoro argento, pelle alligatore bianco.  
 Parquet New Classic PQNW, avorio Rinascimento / tortora

Faraone door BR1BFAR, glossy white, silver decoration, alligator white leather, coplanar frame, height 2400 mm.  
 Faraone panelling BSRCFAR, glossy white, silver decoreatio, alligator white leather.  
 New Classic parquet PQNW, Rinascimento ivory / dove grey.



# FARAONE




pag. 63

**REI**  
30  
60

Faraone, una superficie lucida, accompagnata da cornici damascate a riquadrare un inserto in raffinata pelle di alligatore, caimano o struzzo, disponibile in diverse varianti, per un prodotto esclusivo. Modello brevettato.


*Faraone, a glossy surface, accompanied by damask frames that set an insert in elegant alligator, caiman or ostrich leather, available in different versions for an exclusive product. Patented model.*




BR1BFAR

## Finiture / Finishes


Colori di serie / Standard colours




Bianco lucido  
Glossy white




Madre perla lucido  
Glossy mother of pearl




Nero lucido  
Glossy black



Grigio lucido  
Glossy grey




Argento lucido  
Glossy silver




Oro lucido  
Glossy gold


## Decoro / Decoration




Oro  
Gold




Argento  
Silver



Bianco filo argento  
White with silver thread




Madre perla filo oro  
Mother of pearl with gold thread




Nero filo oro  
Black with gold thread


## Pelle / Leather



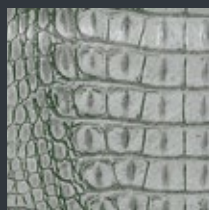
Alligatore  
43979 avorio  
43979 ivory



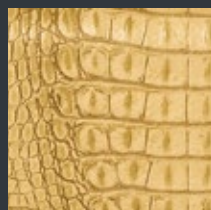
Alligatore  
44304 cerbiatto  
44304 fawn



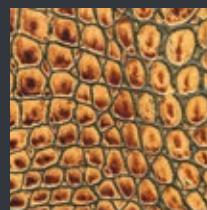
Alligatore  
44316 marrone  
44316 brown




Alligatore  
419101 argento  
419101 silver




Alligatore  
49103 oro  
49103 gold




Alligatore  
41901 cognac  
41901 cognac




Caimano  
2803 marrone  
2803 brown




Caimano  
2809 bianco  
2809 white




Caimano  
2808 nero  
2808 black



Struzzo  
77996 bianco  
77996 white



Struzzo  
77995 beige  
77995 beige



Struzzo  
77991 nero  
77991 black

# NOTRE DAME



Porta Notre Dame NW1BNDM, noce patinato, inserti oro su anta, rosone oro, coprifili Impero con torciglione oro, altezza 2400 mm.  
Boiserie Notre Dame BSC000NTD, noce patinato con inserti oro.  
Parquet New Classic PQNW, gessato noce antico, angolare e bordatura Notre Dame.  
*Notre Dame door NW1BNDM, coated walnut, gold inserts on leaf, gold rosette, Impero casing with gold rope, height 2400 mm.*  
*Notre Dame panelling BSC000NTD, coated walnut with gold inserts.*  
*New classic parquet PQNW, pinstripe antique walnut, Notre Dame on corner/side.*





TRAPUNTY

BRIO

RONDO

FABACONE

NOTREDAME

PASHA

SENSO

LIGNUM

NEWCLASSIC

CATIA

DALIA

FLY

RASA



# NOTRE DAME



pag. 63

**REI**  
30  
60

La massima espressione dello stile classico. Una porta che propone dettagli unici, con decori nell'anta che ne esaltano le forme, un rosone prodotto con tecnica artigianale per rendere ogni prodotto unico ed inimitabile. Modello brevettato.


*The utmost expression of classic style. A door that features unique details with decorations that enhance the forms of its leaf, a rosette crafted using a particular technique to make each product unique and inimitable. Patented model.*



Angolare e bordura Notre Dame. Parquet interno ed esterno Pashà Oro.  
 Notre Dame corner / side. Parquet Gold Pashà.



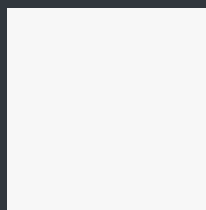
Modulo boiserie  
 Notre Dame  
 Module boiserie  
 Notre Dame




NW1BNDM

## Finiture / Finishes


Colori di serie / Standard colours




Bianco RAL 9003  
 White RAL 9003




Avorio RAL 1013  
 Ivory RAL 1013



Nero RAL 9005  
 Black RAL 9005



Avorio patinato  
 Coated Ivory



Noce patinato  
 Coated Walnut



# PASHÀ



Porta Pashà Ceramic SH1BCER, bronzo,  
inserto ceramic greca bronzo, altezza 2400 mm.  
Parquet New Classic PQNW, nero.

Pashà Ceramic door SH1BCER, black oak / bronze,  
bronze ceramic greca, height 2400 mm.  
New Classic parquet PQNW, black.



TRAPUNTY

BRIO

RONDÒ

FARAONE

NOTREDAME

PASHÀ

SENSO

LIGNUM


NEWCLASSIC

CATIA

DALIA

FLY

RASA



SHICER finitura bronzo (Greca).  
SHICER bronze (Greca).



# PASHÀ



pag. 63


**REI**  
30  
60

Una porta che esalta la sua personalità riportando nella parte centrale un importante decoro, prodotto e brevettato dalla Romagnoli. Questa collezione può essere fornita in diverse finiture e personalizzazioni. Modello brevettato.

*A door that intensifies its character by featuring an impressive central decoration, produced and patented by Romagnoli. This collection can be supplied in various finishes and customizations. Patented model.*

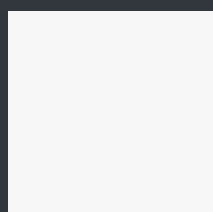


SH1BAF finitura argento (Medusa).  
SH1BAF silver (Medusa).




## Finiture / Finishes


Legno / Wood




Bianco RAL 9003  
White RAL 9003




Avorio RAL 1013  
Ivory RAL 1013




Pashà avorio  
Ivory Pashà




Rovere wengè  
Wengè oak




Rovere nero  
Black oak




Platino\*  
Platinum\*



Argento\*  
Silver\*




Oro\*  
Gold\*




Bronzo\*  
Bronze\*

\* Solo pannello centrale  
Only central panel


Finiture Coprifili  
Architraves finishes




Platino  
Platinum



Argento  
Silver



Oro  
Gold



Bronzo  
Bronze



# SENSO




pag. 63

**REI**  
30  
60

Una collezione semplice e contemporanea, che esalta la sua struttura con una particolare lavorazione, creando giochi di luce e ombre. Modello brevettato.

*A simple, contemporary collection that enhances its structure with a particular craft process, creating a play of light and shadows. Patented model.*









Porta Senso Desirè DS1BOINS, bianco RAL 9003.  
Parquet New Classic PQNW, avorio Rinascimento.

Senso Desirè door DS1BOINS, white RAL 9003.  
New Classic parquet PQNW, Rinascimento ivory.




## Finiture / Finishes


Legno / Wood



Bianco RAL 9003  
White RAL 9003



Avorio RAL 1013  
Ivory RAL 1013



Colori RAL a richiesta (lucido, opaco)  
RAL colours, on demand (glossy, matt)

TRAPUNTY

BRIO

RONDÒ

FARAONE

NOTREDAME

PASHA

SENSO

LIGNUM

NEWCLASSIC

CATIA

DALIA

FLY

RASA



# LIGNUM




pag. 63

**REI**  
30  
60

Una collezione molto lineare, che dona però una sensazione tattile a chi ha il piacere di vedere questa porta da vicino. Il pannello centrale riporta una lavorazione "pitone" brevettata su base legno.

*A very linear collection that nonetheless provides a sensation that is also tactile for those who have the pleasure of seeing this door up close. The central panel features craftsmanship in python skin woven on a wood base.*






Porta Lignum Nobile LG1BNOB, rovere grigio antracite, telaio complanare, altezza 2400 mm. Parquet New Classic PQNW, wengè.

Lignum Nobile door LG1BNOB, anthracite grey oak, coplanar frame, height 2400 mm. New Classic parquet PQNW, wengè.

## Finiture / Finishes


Legno / Wood




Rovere bianco  
RAL 9003  
White oak RAL 9003




Rovere tortora  
Dove grey oak




Rovere noce  
Walnut oak




Rovere nocino  
Nocino oak



Rovere grigio  
antracite  
Anthracite grey oak



Rovere Wengè  
Wengè oak



Rovere moro  
Black oak

TRAPUNTY

BRIO

RONDÒ

FARAONE

NOTREDAME

PASHA

SENSO

LIGNUM

NEWCLASSIC

CATIA

DALIA

FLY

RASA

# NEW CLASSIC



NW2B

4

Porta New Classic NW2B, rovere castagno, coprifili barocco.  
Parquet New Classic PQNW, rovere castagno.

*New Classic door NW2B, chestnut oak, baroque casing.  
New Classic parquet PQNW, chestnut oak.*



TRAPUNTY

BRIO

RONDÒ

FARAONE

NOTREDAME

PASHA

SENSO

LIGNUM

**NEWCLASSIC**

CATIA

DALIA


FLY

FRASA




## Finiture / Finishes


Legno / Wood




Noce scuro  
*Dark walnut*




Noce medio  
*Medium walnut*




Noce chiaro  
*Light walnut*




Ciliegio  
*Cherry*




Rovere castagno  
*Chestnut oak*




Rovere noce  
*Walnut oak*



Bianco RAL 9003  
*White RAL 9003*



Avorio RAL 1013  
*Ivory RAL 1013*




Avorio Rinascimento  
*Rinascimento ivory*



Avorio patinato  
Noce patinato  
*Coated Ivory  
Coated Walnut*



Nero patinato  
*Coated black*



Rovere Decapè  
*Decapè oak*



# NEW CLASSIC



pag. 63

**REI**  
30  
60

Una collezione di porte classiche e intramontabili. Disponibili in diverse finiture e stili.

*A collection of classic, timeless doors. Available in different finishes and styles.*



TRAPUNTY

BRIO

RONDÒ

FARAONE

NOTREDAME

PASHA

SENSO

LIGNUM

NEWCLASSIC

CATIA

DALIA

FLY

RASA



# CATIA



pag. 63

**REI**  
30  
60

Una stupenda collezione classica, che esalta le sue forme con delle cornici applicate artigianalmente, e con dei fili oro per uno stile semplice ma non così scontato. Modello brevettato.

*A stunning classic collection that enhances its forms with handcrafted frames and comes with gold thread for a simple, but never banal style.*








Porta Catia CT2B, noce medio, coprifili barocco con torciglione oro. Parquet New Classic PQNW, gessato noce antico.


*Catia door CT2B, medium walnut, baroque casing with gold rope. New Classic parquet PQNW, pinstype antique walnut.*

### Finiture / Finishes


Legno / Wood




Bianco RAL 9003  
White RAL 9003




Avorio RAL 1013  
Ivory RAL 1013



Noce scuro  
Dark walnut



Noce medio  
Medium walnut



Noce chiaro  
Light walnut

TRAPUNTY

BRIO

RONDÒ

FARAONE

NOTREDAME

PASHA

SENSO

LIGNUM

NEWCLASSIC

CATIA

DALIA

FLY

RASA



# DALIA



pag. 63

**REI**  
30  
60


La Romagnoli con la collezione Dalia vuole rispondere anche a quei clienti che non richiedono prodotti particolarmente eccentrici. Le sue finiture e le linee delicati la rendono un prodotto che si sposa con ogni ambiente.

*With the Dalia collection, Romagnoli desire to also meet the needs of those clients who do not require particularly eccentric products. Its finishes and delicate lines make it a product that suits any environment.*



**Finiture / Finishes**


Colori di serie / Standard colours



Bianco RAL 9003  
White RAL 9003



Avorio RAL 1013  
Ivory RAL 1013



Colori RAL a richiesta (lucido, opaco)  
RAL colours, on demand (glossy, matt)

- TRAPUNTY
- BRIO
- RONDÒ
- FARAONE
- NOTREDAME
- PASHA
- SENSO
- LIGNIUM
- NEWCLASSIC
- CATIA
- DALIA**
- FLY
- RASA



FLY



pag. 63

**REI**  
30  
60


Fly è la collezione moderna, semplice e lineare, che riporta un decoroso centrale, personalizzabile dal cliente secondo le sue esigenze. Modello brevettato.

*Fly is the modern, simple, linear collection that features a central decoration that clients can customise according to their needs.*



**Finiture / Finishes**


Colori di serie / Standard colours



Bianco RAL 9003  
White RAL 9003



Avorio RAL 1013  
Ivory RAL 1013



Colori RAL a richiesta (lucido, opaco)  
RAL colours, on demand (glossy, matt)

TRAPUNTY

BRIO

RONDÒ

FARAONE

NOTREDAME

PASHA

SENSO

LIGNUM

NEWCLASSIC

CATIA

DALIA

FLY

RASA



# RASA



pag. 63

**REI**  
30  
60

Una collezione moderna, arricchita da inserti metallici, disponibile con diverse varianti.

*A modern collection, with addition of metal inserts, available in various versions.*



TRAPUNTY

BRIO

RONDÒ

FARAONE

NOTREDAME

PASHA

SENSO

LIGNUM

NEWCLASSIC

CATIA


DALIA

FLY


RASA

**Finiture / Finishes**


Legno / Wood




Rovere bianco  
RAL 9003  
*White oak RAL 9003*




Rovere sbiancato  
*Whitened oak*



Rovere grigio antracite  
*Anthracite grey oak*



Rovere wengé  
*Wengé oak*



Rovere naturale  
*Natural oak*



Rovere gessato grigio  
*Pinstripe grey oak*

# PARQUET




## Finiture / Finishes


Legno / Wood

Sono disponibili altre finiture e collezioni per il rivestimento ad uso domestico. Visitate il nostro sito o richiedete il catalogo di riferimento.


*There are other finishes and collections for the coating to domestic use. Visit our website or request a catalog reference.*



Rovere bianco  
*White oak*




Rovere tortora  
*Dove oak*



Avorio Rinascimento  
*Rinascimento ivory*




Rovere decapè  
*Decapè natural oak*




Rovere sbiancato  
*Whitened Oak*




Rovere naturale  
*Natural oak*




Gessato Grigio  
*Grey pinstripe*




Gessato grigio decapè bianco  
*Pinstripe grey white decapè*




Rovere noce  
*Oak walnut*




Gessato noce antico  
*Pinstripe antique walnut*




Rovere castagno antico  
*Old oak chestnut*




Wengè  
*Wengè*




Terra  
*Earth*




Terra decapè bianco  
*White earth decapè*




Grigio Antracite  
*Anthracite Grey*



Rovere nero  
*Black oak*



Palissandro  
*Rosewood*




Finitura gloss  
*Gloss finish*

Tutte le finiture della collezione New Classic sono disponibili in versione lucida 90 Gloss.

*All finishes of New Classic collection are available in Glossy finish.*

## Collezioni / Collection



Tranchè




Graffiti



Raffaello Hopera



Raffaello Fiore




Pitone

Disponibile in tutte le finiture della collezione New Classic. / *Disponibile in tutte le finiture della collezione New Classic.*


# BOISERIE




**Boiserie classiche**  
Classic Panelling




Dalia




New Classic




Catia



Trapuntty



Faraone



Notre Dame




Rondò

**Boiserie eclettiche**  
Eclectic Panelling



New Classic



Rasa



Pashà



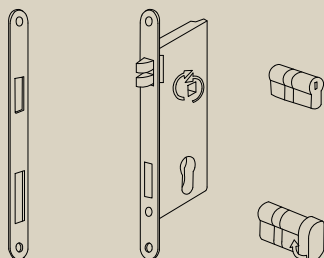
Lignum

# Caratteristiche tecniche / Technical details

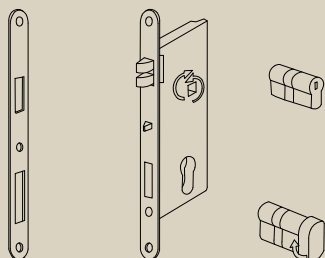


1. Ferramenta e accessori / Hardware and accessories
2. Chiudiporta / Closers
3. Coprifili / Architraves
4. Cimase / Capitals

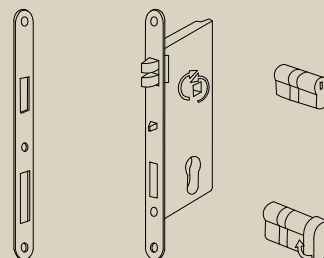
# 1. Ferramenta e accessori / Hardware and accessories



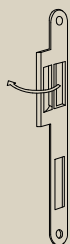
Serratura senza antieffrazione  
Lock without anti-lock picking system



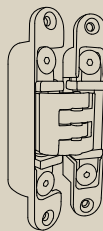
Serratura con antieffrazione  
Lock with anti-lock-picking system



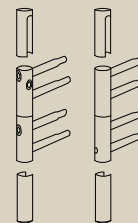
Serratura Yale antipanico  
Yale anti-panic lock



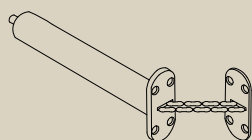
Piastrino elettrico  
Electrical plate



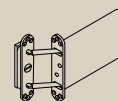
Kubic hinge



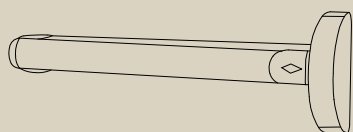
Cerniera anuba  
Anuba hinge



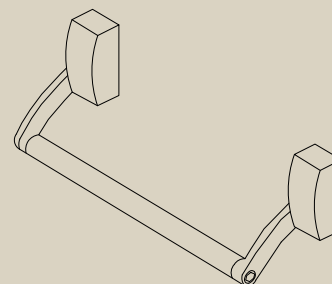
Chiudiporta a molla  
Spring door closing




Chiudiporta a scomparsa  
Sliding door closing



Push bar



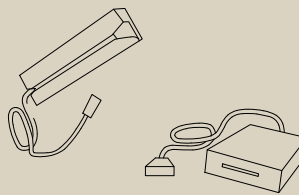
Maniglione a leva  
Lever bar



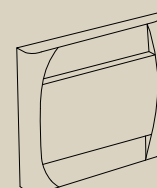
Serratura Basic Proximity  
Basic Proximity Lock



Software

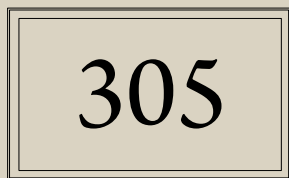


Encoder card



Safe energy

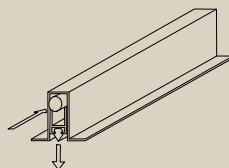
# 1. Ferramenta e accessori / Hardware and accessories




Targa porta rettangolare  
Rectangular door plate



Targa porta ovale  
Oval door plate



Lama tagliafreddo  
Draught excluder



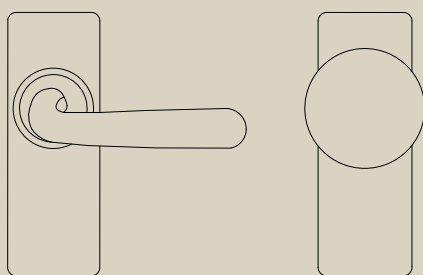
Occhio magico  
Peep hole



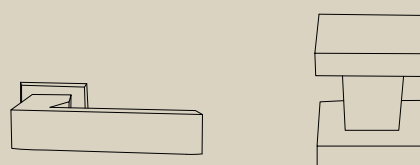
Maniglia tonda, pomolo piatto. Cod. R200  
Round knob handle plate. Cod. R200



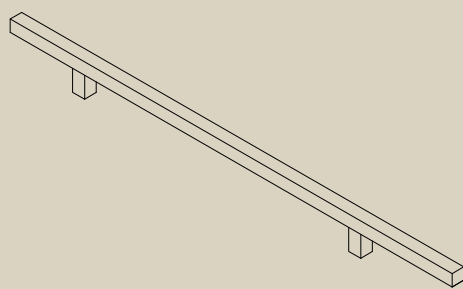
Maniglia tonda, pomolo tondo. Cod. R201  
Round handle and round knob. Cod. R201



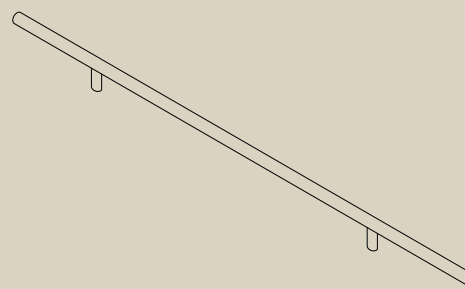
Maniglia su placca tonda. Cod. R203  
Round handle on plate. Cod. R203



Maniglia e pomolo cubo. Cod. R204  
Cube handle and cube knob. Cod. R204

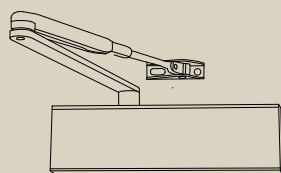


Maniglione squadrato. L 500 / 850 / 1900 / 2390. Cod. R205  
Squared handle bar. L 500 / 850 / 1900 / 2390. Cod. R205

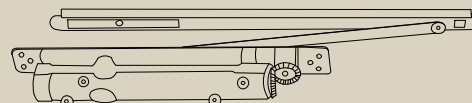


Maniglione tondo. L 500 / 850 / 1900 / 2390. Cod. R206  
Pipe handle bar. L 500 / 850 / 1900 / 2390. Cod. R206

## 2. Chiudiporta / Closers

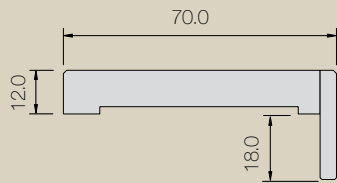


Chiudiporta a "V"  
"V" closers

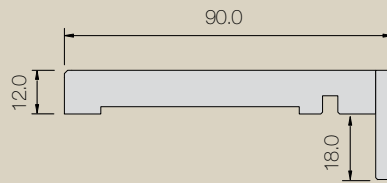


Chiudiporta superiore a scomparsa  
Invisible closer

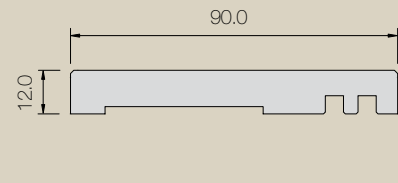
### 3. Coprifili / Architrave



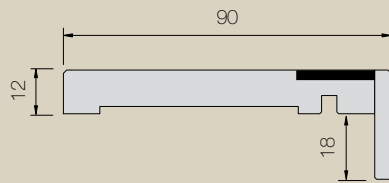
Piatto / Flat  
Cod. MPT



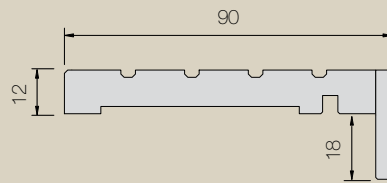
Piatto 90 / Flat 90  
Cod. MPT90



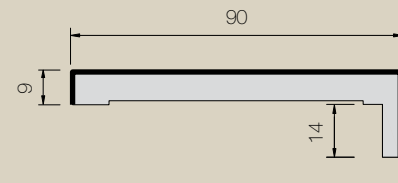
Piatto 90 filo telaio / Flat for square architraves  
Cod. MPTTEFI



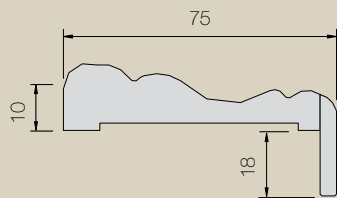
Piatto 90 con intarsio / Flat with inlay  
Cod. MPT90INT



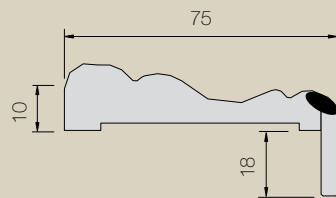
Piatto 90 rigato / Flat striped  
Cod. MPR90RIG



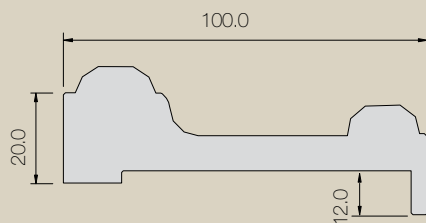
Piatto 90 lucido / Glossy flat  
Cod. MPT90LUC



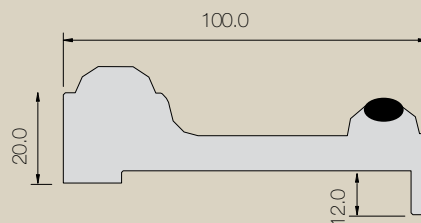
Barocco / Baroque  
Cod. MBR



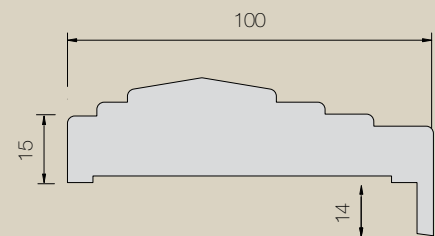
Barocco con intarsio / Baroque with inlay  
Cod. MBARI



Impero  
Cod. IMP

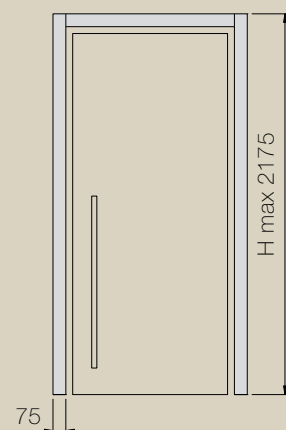


Impero con intarsio / Impero with inlay  
Cod. IMP/T

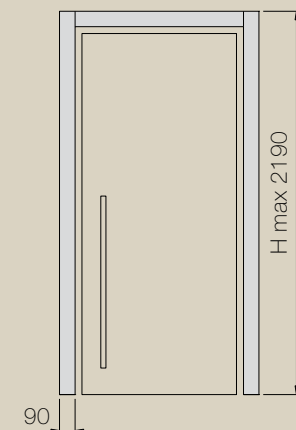


Tiffany  
Cod. MTFF

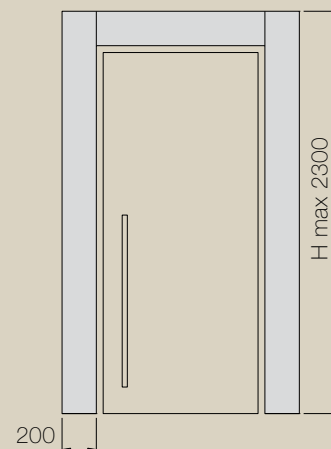
### Coprifili Brio Filo Lux / Architrave Brio Filo Lux



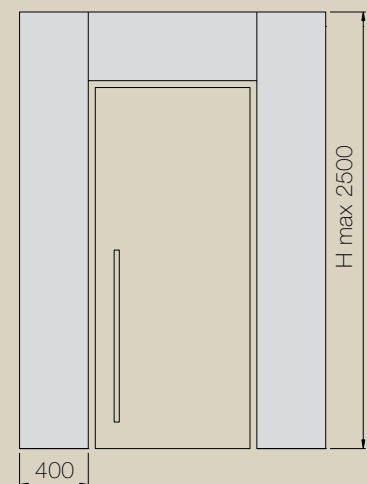
Mod. 75



Mod. 90




Mod. 200




Mod. 400


## 4. Cimase / Capitels



Cimasa Barocco / *Ciamasa Barocco*  
Cod. CMBAR000



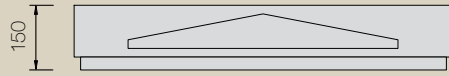
Cimasa Impero / *Ciamasa Impero*  
Cod. CMIMP000



Cimasa Moderna / *Ciamasa Moderna*  
Cod. CMMOD000



Cimasa Tiffany / *Ciamasa Tiffany*  
Cod. CMTFF000



Cimasa Acropoli / *Ciamasa Acropoli*  
Cod. CMACP000




Cimasa Hopera / *Ciamasa Hopera*  
Cod. CMHOP000

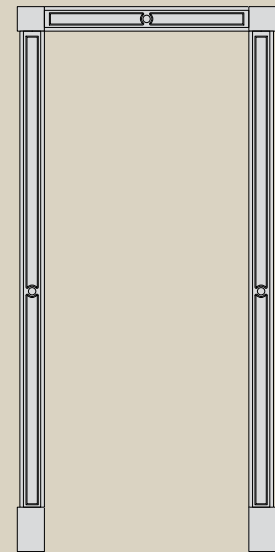
## 5. Portali / Architraves




Royal




Atene




Conte



Acropoli



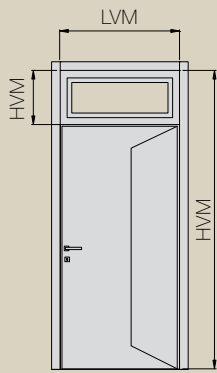
Impero



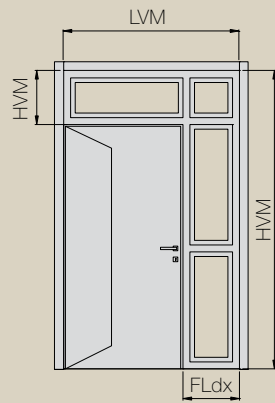
Tiffany



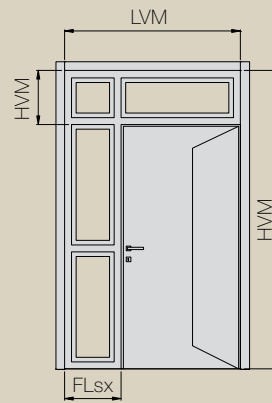
# 6. Sopraluce-Fiancoluce / Overlight-Sidelight



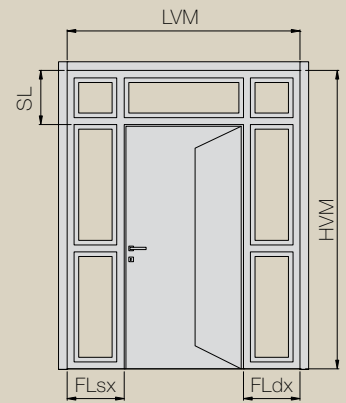
Cod. 1PSL



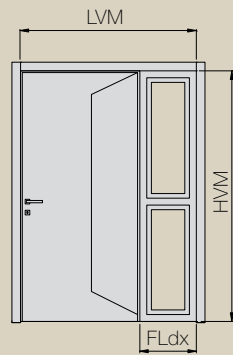
Cod. 1PSL1FLDX



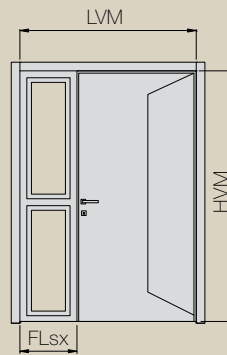
Cod. 1PSL1FLSX



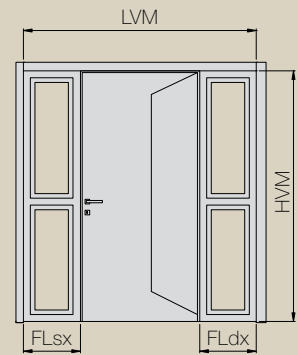
Cod. 1PSL2FL



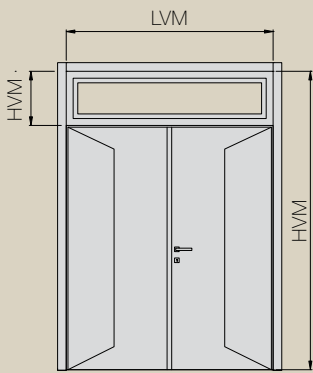
Cod. 1PFLDX



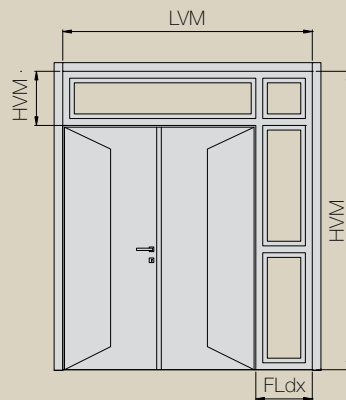
Cod. 1PFLSX



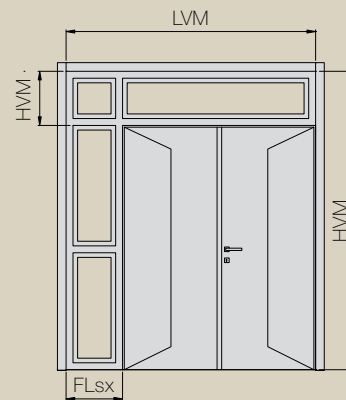
Cod. 1P2FL



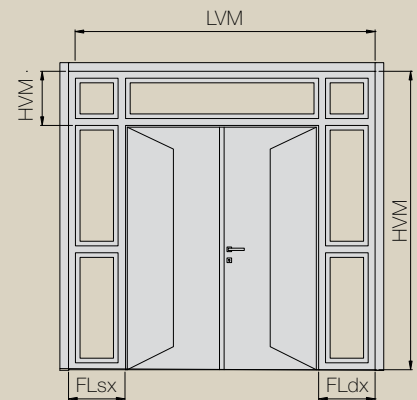
Cod. 2PSL



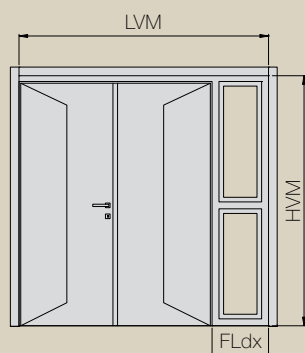
Cod. 2PSL1FLDX



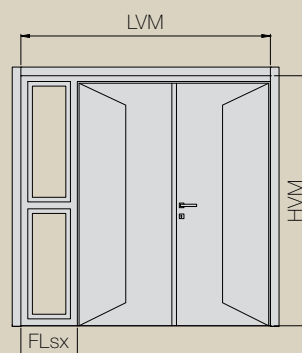
Cod. 2PSL1FLSX



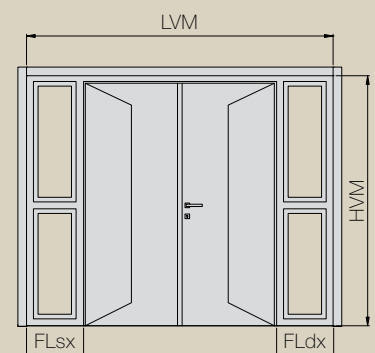
Cod. 2PSL2FL



Cod. 2PFLDX

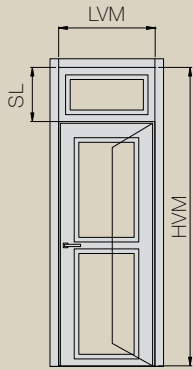


Cod. 2PFLSX

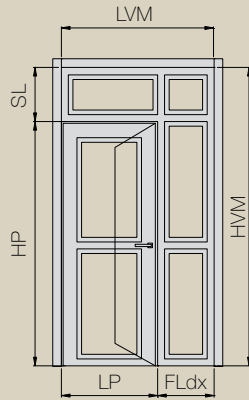


Cod. 2P2FL

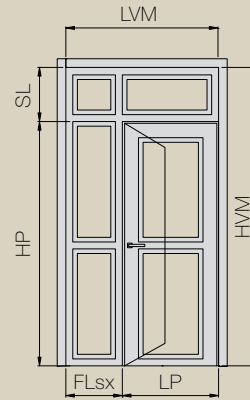
# 7. Porte compartimento con soluzioni vetro / Compartment doors with glass



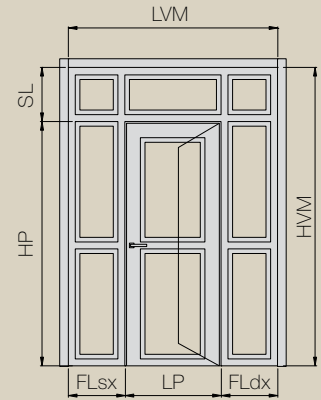
Cod. 1PVSL



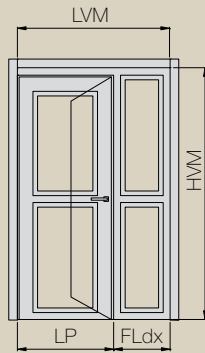
Cod. 1PVSL1FLDX



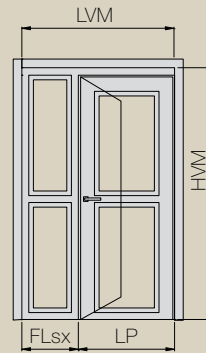
Cod. 1PVSL1FLSX



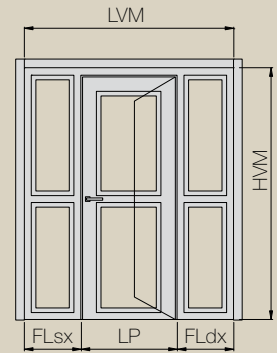
Cod. 1PVSL2FL



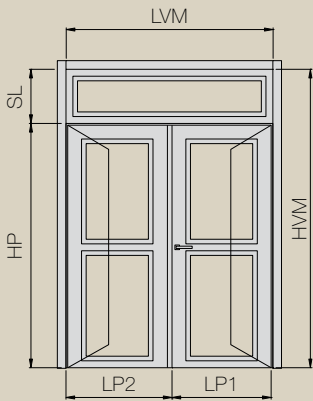
Cod. 1PVFLDX



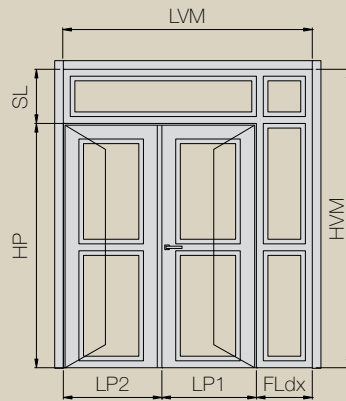
Cod. 1PVFLSX



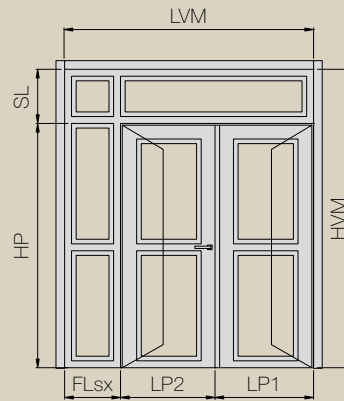
Cod. 1PV2FL



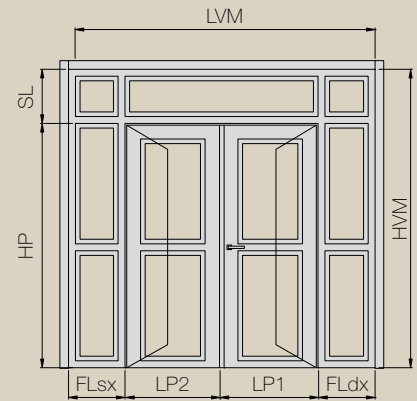
Cod. 2PVSL



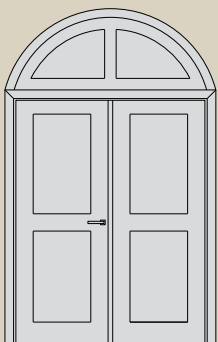
Cod. 2PVSL1FLDX



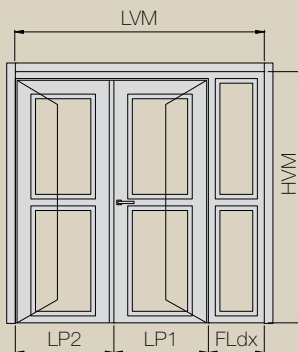
Cod. 2PVSL1FLSX



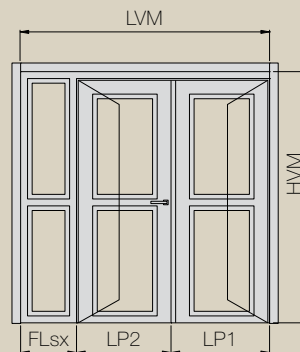
Cod. 2PVSL2FL



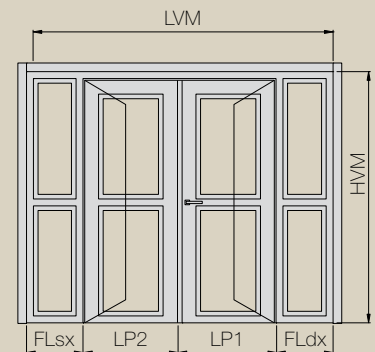
Strutture a richiesta  
Custom made



Cod. 2PVFLDX

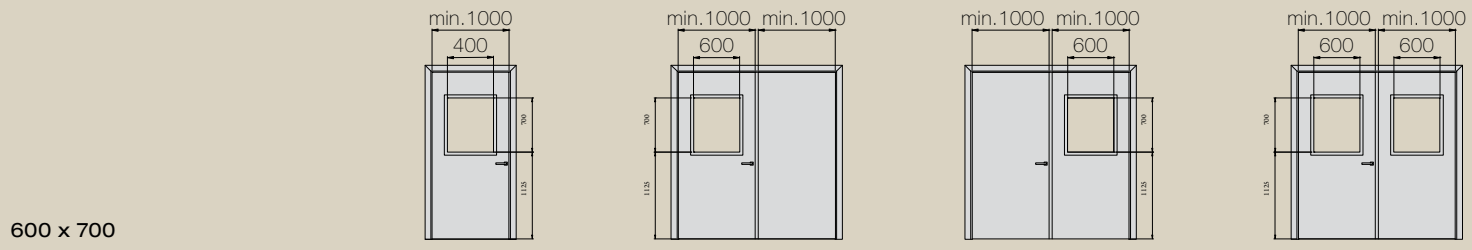
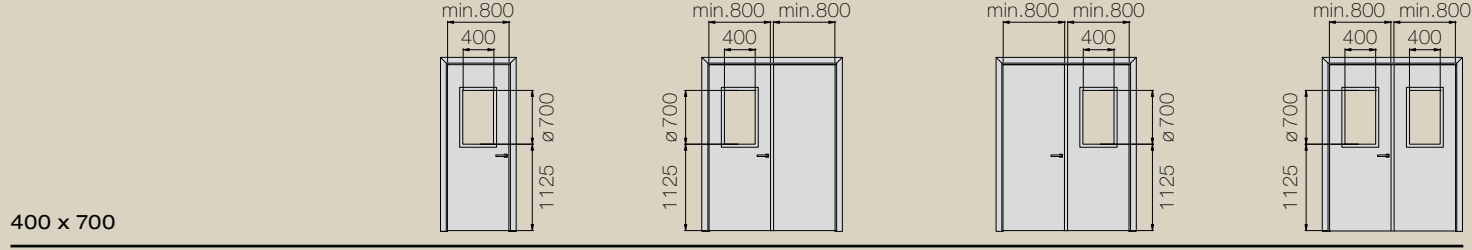
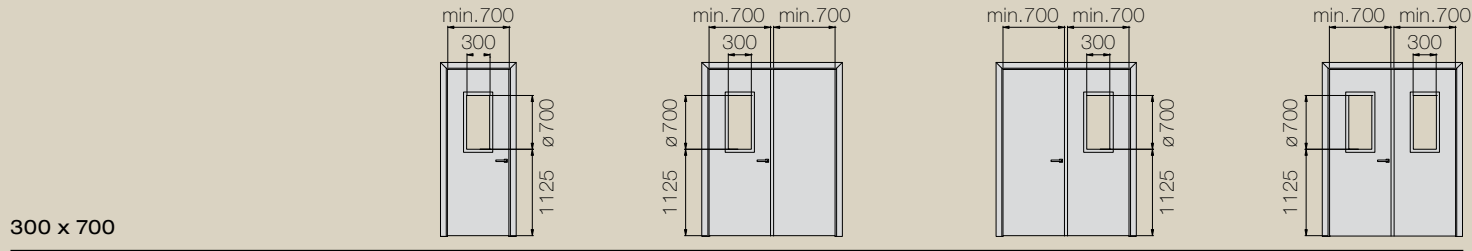
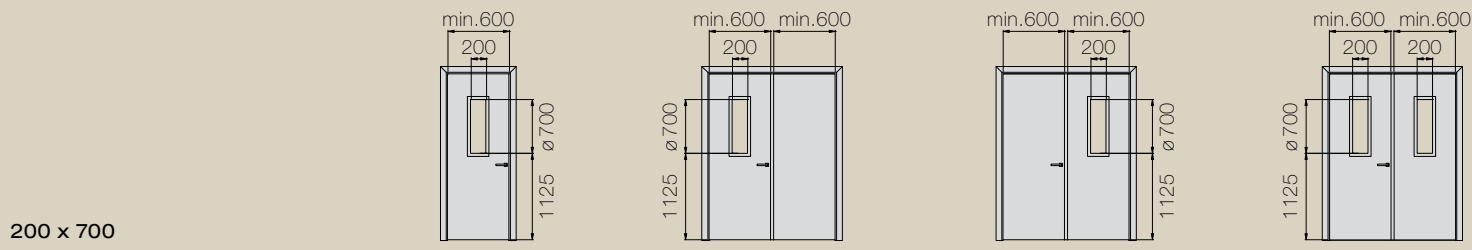
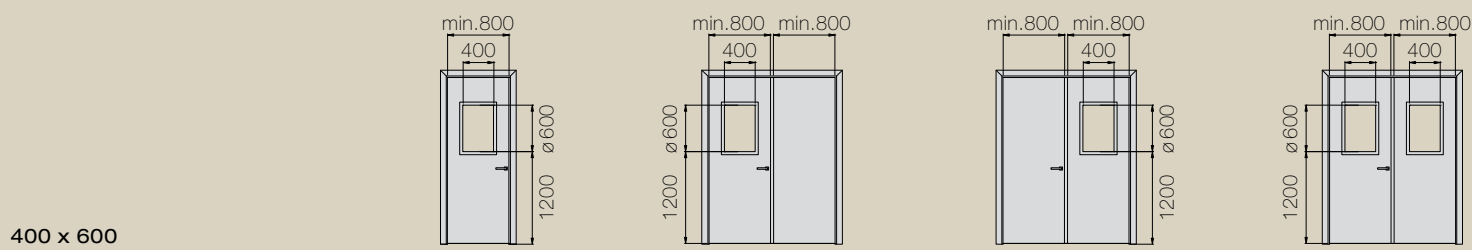
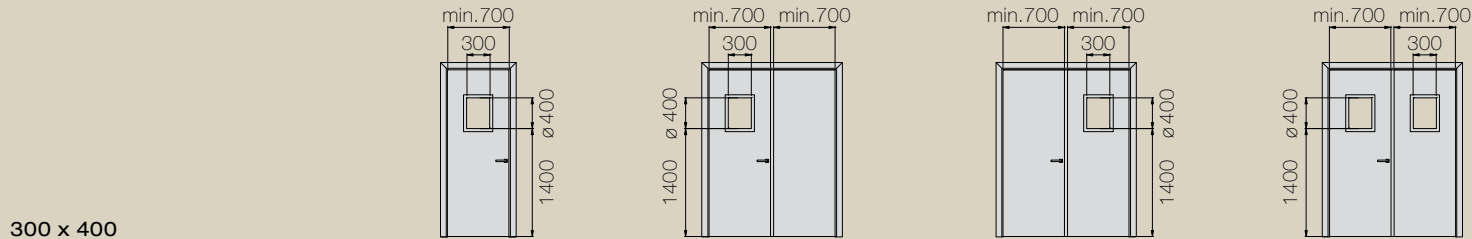
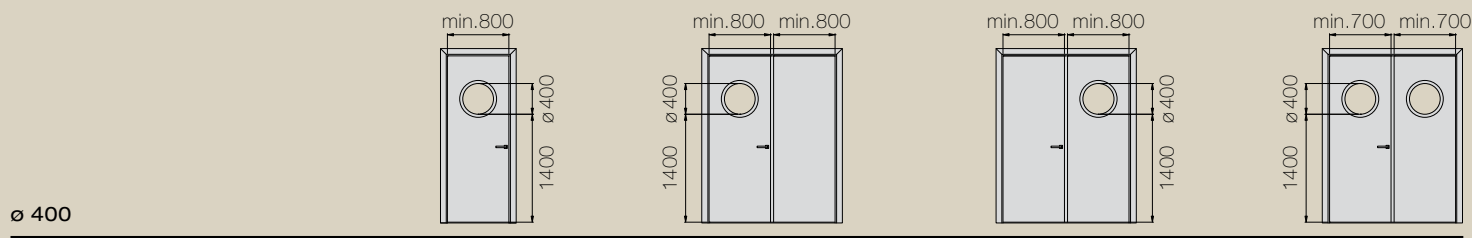
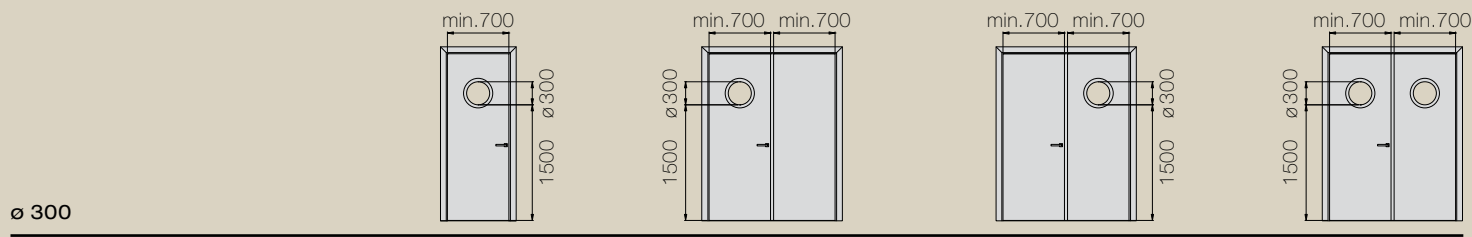


Cod. 2PVFLSX



Cod. 2PV2FL

# 8. compatibilità vetri / Compatibility glass



# Accessori design / Design accessories



Ada  
cod. 055



Clarissa  
cod. 056



Angelica  
cod. 057



Columbine  
cod. 058



Elisabeth  
cod. 062



Black Elisabeth  
cod. 059



Red Elisabeth  
cod. 060



White Elisabeth  
cod. 061



Oro non verniciato  
*Brass not lacquered*



Bronzo antico  
*Antique bronze*



Ottone antico  
*Ancient brass*



Oro imperiale  
*Imperial gold*



Ramato ant. non vern.  
*Ant. cooper not lacq.*



Patined steel  
*Patined steel*



Bagno argento  
*Silver plated*



Bagno oro  
*Gold plated*



Bagno oro PVD  
*Gold PVD*



Oro antico PVD  
*Old Gold PVD*



Nickel nero PVD  
*Black nickel PVD*



Isabella  
cod. 063



Sophia  
cod. 064



Aquamarine  
cod. 065



Ares  
cod. 066



Artemide  
cod. 067



Zeus  
cod. 068



Persefone  
cod. 069



Oro  
*Bright brass*



Oro satinato  
*Satin brass*



Nickel lucido  
*Bright nickel*



Nickel satinato  
*Satin nickel*



Cromo lucido  
*Chrome plated*



Cromo satinato  
*Satin chrome*



Oil rubbed bronze  
*Oil rubbed bronze*



Nickel nero  
*Black nickel*



Inox PVD  
*Inox PVD*



Oro PVD  
*Bright brass PVD*

# Accessori design / Design accessories



30 x h 8 cm  
60 x h 8 cm  
80 x h 8 cm

Door kit access  
Zone controller  
PC Network appliance  
UPS for PC server  
Fast ethernet switch 16 ports  
RFID writer USB interface  
RFID card (250 pz.)  
Access control license



16 x h16 cm  
16 x h 30 cm  
21,4 x h 43 cm



Cornice con sistema luce.  
*Frames with light system.*

Maniglione Royal Trapunty.  
*Trapunty Royal handle.*

# **BLINDO** REI FONOASSORBENTE **ARMOURED** FIRE AND SOUND PROOF



Fonoassorbente 29 dB  
Sound proof 29 dB

REI 60  
Fire proof 60

Blindato in classe 3  
Armoured Cl. 3


















## **IL COMFORT DELLA SICUREZZA**

Perché scegliere una comune porta blindata, quando puoi avere un blindato di design, resistente al fuoco, che ti offre anche il comfort della fonoassorbente?

### **COMFORT SAFETY**

*Why choose a common armored door, when you can have an armored design door, fire proof, which gives you also the soundproofing comfort?*



		TRAPUNTY	BRIO	RONDO	FARAONE	NOTRE DAME	PASHA	SENSO	LIGNUM	NEW CLASSIC	CATIA	DALIA	FLY	RASA
	REI 60 Slim	○	○	○	○	○	○	○	○	○	○	○	○	○
	REI 60	○	○	○	○	○	○	○	○	○	○	○	○	○
	REI 30	●	●	●	●	●	●	●	●	●	●	●	●	●
	REI 30 coplanare <i>REI 30 coplanar</i>	○	○	○	○		○	○	○				○	○
	Personalizzabile su un solo lato <i>Custom made 1 side</i>	●		●	●	●	●				●			
	Personalizzabile su entrambi i lati <i>Custom made 2 sides</i>	○	●	○	○	○	○	●	●	●	○	●	●	●
	Maniglia personalizzabile <i>Custom made handle</i>	○		○		○				○				
	Cimasa <i>Capitel</i>			○	○	○	○			○	○	○		
	Parquet	○	○	○	○	○	○	○	○	○	○	○	○	○
	Boiserie Classica <i>Classic Panelling</i>	○		○	○	○				○	○	○		
	Boiserie eclettica <i>Eclectic Panelling</i>						○		○	○				○
	Fonoassorbente 33 dB <i>Sound Proof 33 dB</i>	○	○	○	○	○	○	○	○	○	○	○	○	○
	Fonoassorbente 42 dB <i>Sound Proof 42 dB</i>	○	○	○	○	○	○	○	○	○	○	○	○	○
	Doppia anta <i>Double leaf door</i>	○	○	○	○	○	○	○	○	○	○	○	○	○
	Porta blindata <i>Armoured door</i>	○	○	○	○	○	○	○	○	○	○	○	○	○
	Oblò circolare <i>Round glass</i>		○			○		○	○	○	○	○	○	○
	Oblò rettangolare <i>Rectangular glass</i>		○			○		○	○	○	○	○	○	○

● standard ○ on demand



REI0014/AR

**© Copyright - Tutti i diritti riservati**

Materiali, prodotti e decorazioni nel presente catalogo sono coperti da deposito e/o brevetto. Ne è vietata qualsiasi riproduzione, anche parziale.

**© Copyright - All right reserved**

*Materials, products and decors featured in this catalogue are registered and/or patented. All reproduction thereof, even partial, is strictly forbidden.*

---

Il presente catalogo è un documento di proprietà della R. Erre srl. I dati in esso contenuti sono da considerarsi indicativi, pertanto la proprietà si riserva il diritto di effettuare migliorie e modifiche tecniche e/o estetiche ai prodotti senza alcun preavviso.

*This catalogue is property of R. Erre srl. The data it contains are to be considered purely indicative. So the manufacturer reserves the right to make improvements and technical and for styling modifications to the products without prior notice.*





R.ERRE srl - ZONA IND.LE CERRETANO-VIA JESINA, 60- 60022 CASTELFIDARDO (AN) - ITALY

TEL. +39 071 7823222 - FAX +39 071 7821409 - INFO@ROMAGNOLISRL.COM - WWW.ROMAGNOLISRL.COM