



PORTE DA INTERNI

**The value
of details
and the
pleasure of
innovation.**

È il primo marchio della Pcm Design, divenuto un punto di riferimento del mercato italiano per il settore delle porte in legno. Una vasta gamma di porte per interni classiche, tradizionali e lineari.
Uno stile senza tempo e sempre attuale.

*It is Pcm Design's first brand that become a point of reference in the Italian market for the wooden door sector. A wide range of classic, traditional and linear interior doors.
A timeless and forever current style.*

Lui



Porte tagliafuoco rivolte al mondo delle strutture ricettive e alberghiere, la perfetta sintesi tra estetica e tecnologia, tra esperienza ed innovazione. Porte che uniscono al requisito della sicurezza, grazie alle certificazioni REI30, EI30, REI45 REI60 - FD30 - FD60 - FD90 - FD120, la tradizione del legno, la morbidezza, il fonoisolamento e la fonoassorbenza.

Lui
Fire

*Fire doors designed for the hospitality and hotel world, the perfect synthesis between aesthetics and technology, experience and innovation.
Doors that combine safety requirements REI30, EI30, REI45 - REI60 - FD30 - FD60 - FD90 - FD120, with the tradition of wood, softness, sound insulation and sound proofing.*

Una linea di porte in laminato o PVC di elevata qualità. Porte moderne, con un design originale e accattivante che si esprime nell'ampia scelta di finiture e colori, per una perfetta sintesi di funzionalità ed estetica.

*A high quality laminated or PVC door line.
Modern doors, with an original and attractive design that express the wide range of finishes and colours for a perfect synthesis of functionality and aesthetics.*


nika
porte



Il nuovo arrivato in casa PCM: un brand di prestigio con collezioni esclusive e di alta artigianalità, perfetto connubio di stile, eleganza e tradizione.

The newcomer in PCM: a prestigious brand with exclusive collections and high craftsmanship, a perfect combination of style, elegance and tradition.

Romagnoli
PORTE



Door Philosophy

Entusiasmo, lavoro in team e valori concreti guidano Pcm Design nel realizzare porte curate nello stile, nei particolari, nelle finiture. La porta non serve semplicemente a dividere uno spazio, ma diventa fondamentale per la casa. Le ragioni del successo e della crescita della Pcm Design risiedono nella filosofia aziendale, che punta a essere precursore dei tempi con prodotti che anticipano le tendenze e negli anni rinnovano il loro valore estetico e qualitativo. Le finiture uniche sono una garanzia di esclusività e personalità.

*Enthusiasm, teamwork and real values guide Pcm Design in the production of attentively designed, detailed and superiorly finished doors. The sole purpose of a door is not to divide space, but to become an essential furniture accessory for the home.
The reasons for company success and growth lie in the corporate philosophy which aims to be the forerunners with products that anticipate trends and renew their aesthetic and qualitative value over the years. The unique finishes are a guarantee of exclusiveness and personality.*

Livra

LV04_L01 CON TELAIO COMPACT
LV04_L01 WITH COMPACT FRAME

4



LV04VP_L01 CON TELAIO COMPACT
LV04VP_L01 WITH COMPACT FRAME

Lui

SOLUZIONI D'APERTURA

- porta battente singola
- porta battente doppia
- porta due ante incernierate
- porta scorrevole interno
- porta doppio scorrevole interno contrapposto
- porta scorrevole interno due ante sovrapposte singole
- porta scorrevole interno due ante sovrapposte doppie
- porta scorrevole con mantovana
- porta doppio scorrevole contrapposto con mantovana
- porta scorrevole con mantovana due ante sovrapposte singole
- porta rototraslante
- porta scorrevole con mantovana due ante sovrapposte doppie
- porta pieghevole (a spingere e a tirare)
- porta pieghevole 1/3 - 2/3
- porta pieghevole doppio a spingere
- porta pieghevole doppio a tirare
- porta trapezoidale
- porta due ante con cerniere bommer
- porta un'anta con cerniere bommer
- porta doppia anta scorrevole parallela con binario a soffitto
- porta scorrevole a 4 ante con binario a soffitto



DESIGN SOLUTIONS

- push single-leaf door
- push double leaf door
- push two hinged leaves
- pocket door
- french pocket door
- bypass pocket door
- double french pocket door
- suspended bypass door
- suspended double bypass door
- suspended bypass door
- pivot door
- suspended double bypass door
- bifold door
- push 1/3 - 2/3 folding
- reverse double bifold door
- double bifold door
- push trapezoidal
- double leaf with bommer hinge
- single leaf with bommer hinge
- parallel ceiling suspended double door
- 4-leaf ceiling suspended door

LV06_RAL 5014 CON TELAIO COMPACT
LV06_RAL 5014 WITH COMPACT FRAME



L01
LACCATO
BIANCO
WHITE
LACQUERED



L05
LACCATO
AVORIO
IVORY
LACQUERED



L07
LACCATO
GRIGIO
GREY
LACQUERED



L11
LACCATO
ANTRACITE
ANTHRACITE
LACQUERED

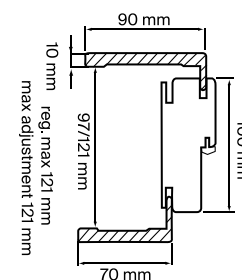


L13
LACCATO
GRIGIO MEDIO
MEDIUM GREY
LACQUERED

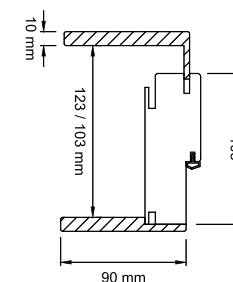


COLORI RAL
A SCELTA
RAL
COLOURS

TELAIO COMPACT / COMPACT FRAME

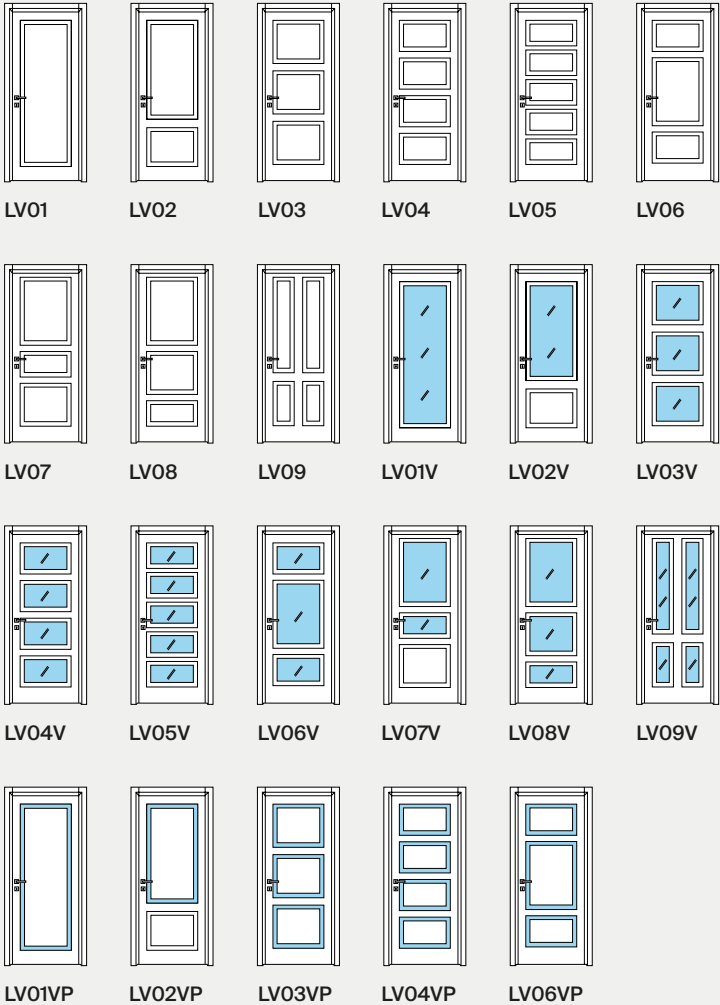


TELAIO LINEAR / LINEAR FRAME





LV01V_RAL 5014 CON VETRO V35 E TELAIO COMPACT
LV01V_RAL 5014 WITH GLASS V35 AND COMPACT FRAME



Sound Basic

SDB00_M55 CON TELAIO TECNO
SDB00_M55 WITH TECNO FRAME


10



SDB08V_M55 CON VETRO V21 E TELAIO TECNO
SDB08V_M55 WITH GLASS V21 AND TECNO FRAME



SDB06_M53
con inserti I81
with inserts I81



SDB00_F18



SDB00_M52
con telaio TECNO
with TECNO frame



SDB01_M51
con inserti I81 e telaio TECNO
with inserts I81 and TECNO frame



SDB02_F48
con inserti I81
with inserts I81



SDB04_M54
con inserti I81 e telaio TECNO
with inserts I81 and TECNO frame



SDB00_F02
con telaio e coprifili M50
with frame and architraves M50



SDB08V_F20
con vetro V00 e telaio TECNO
with glass V00 and TECNO frame



SDB01_M55
con inserti I81 e telaio TECNO
with inserts I81 and TECNO frame



SDB05_M55
con inserti I81 e telaio TECNO
with inserts I81 and TECNO frame



SDB00_M55 ROTOTRASLANTE / ROTOTRASLANTING
con telaio STANDARD / with STANDARD frame

TELAIO TECNO OPTIONAL
PLUS DI PRODOTTO: Laminato in pvc idrorepellente.
Di serie per i colori M51 - M52 - M53 - M54 - M55 - F20
stipite in legno listellare e coprifili in legno multistrato.

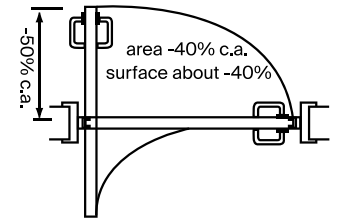
OPTIONAL TECNO FRAME
PRODUCT PLUS: water resistant pvc laminate.
Doorjamb in wood strips and architraves in multilayer wood
standard for colours M51 - M52 - M53 - M54 - M55 - F20.

SOLUZIONI D'APERTURA / DESIGN SOLUTIONS

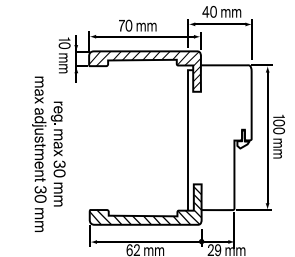
- porta battente singola
- porta battente doppia
- porta scorrevole interno
- porta doppio scorrevole interno contrapposto
- porta scorrevole con mantovana
- porta doppio scorrevole contrapposto con mantovana
- porta con movimento rototraslante
- porta pieghevole (a spingere e a tirare)
- porta pieghevole 1/3 - 2/3
- porta trapezoidale a spingere
- un'anta con cerniere bommer
- push single-leaf door
- double leaf door
- pocket door
- french pocket door
- suspended bypass door
- suspended double bypass door
- pivot door
- bifold door
- 1/3 - 2/3 folding
- push trapezoidal
- latched single action door

Sound Basic

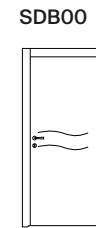
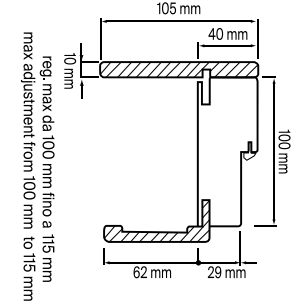
MOVIMENTO ROTOTRASLANTE ROTOTRANSLATING MOVEMENT



TELAIO STANDARD FLAT R3 STANDARD FLAT R3 FRAME



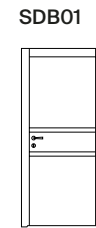
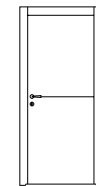
TELAIO TECNO TECNO FRAME



SDB00



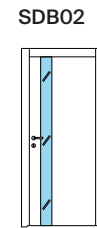
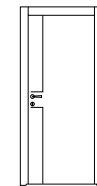
M50
BIANCO
WHITE



SDB01



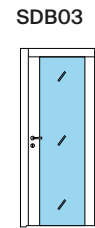
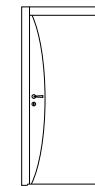
M51
PALISSANDRO
BIANCO
WHITE
ROSEWOOD



SDB02



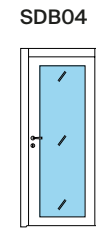

M52
PALISSANDRO
BLU NOTTE
BLUE
ROSEWOOD



SDB03



M53
ROVERE
PROVENZA
PROVENZA
OAK



SDB04



F02
LARICE
BIANCO
WHITE
LARCH



F08
CILIEGIO
CHERRY



F18
NOCE
NAZIONALE
NATIONAL
WALNUT



F20
NOCE
LEUCA
LEUCA
WALNUT



F48
ROVERE
CHIARO
LIGHT OAK

IL MOVIMENTO
ROTOTRASLANTE
AVVIENE DA ENTRAMBI
I LATI OTTENENDO UN
INGOMBRO DELL'ANTA
ESTREMAMENTE
MINORE RISPETTO AD
UNA PORTA NORMALE.

ROTOTRANSLATING
MOVEMENT IS FROM
BOTH SIDES, GETTING
A REDUCTION OF THE
SPACE OCCUPIED
BY THE MOVING LEAF.

* Per la finitura in larice F02, telaio e coprifili in M50 bianco.
* For finishes F02 larch, frame and architraves M50 white.

Sound City

14



SDC00_M64 CON TELAIO TECNO
SDC00_M64 WITH TECNO FRAME



TELAIO TECNO OPTIONAL
PLUS DI PRODOTTO: Laminato in pvc idrorepellente.
 Di serie stipite in legno listellare e coprifili in legno multistrato,
 serratura magnetica e cerniere a bilico quadre.

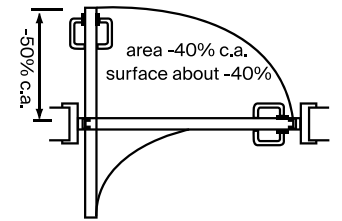
OPTIONAL TECNO FRAME
PRODUCT PLUS: water resistant pvc laminate.
 Doorjamb in wood strips and architraves in multilayer wood
 standard, magnetic lock and squared pivot hinge.

SOLUZIONI D'APERTURA / DESIGN SOLUTIONS

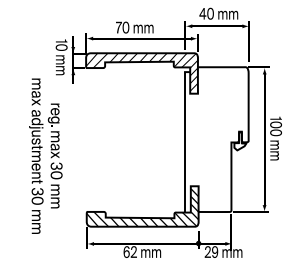
- porta battente singola
- porta battente doppia
- porta scorrevole interno
- porta doppio scorrevole interno contrapposto
- porta scorrevole con mantovana
- porta doppio scorrevole contrapposto con mantovana
- porta con movimento rototraslante
- porta pieghevole (a spingere e a tirare)
- porta pieghevole 1/3 - 2/3
- porta trapezoidale a spingere
- un'anta con cerniere bommer
- push single-leaf door
- double leaf door
- pocket door
- french pocket door
- suspended bypass door
- suspended double bypass door
- pivot door
- bifold door
- 1/3 - 2/3 folding
- push trapezoidal
- latched single action door

Sound City

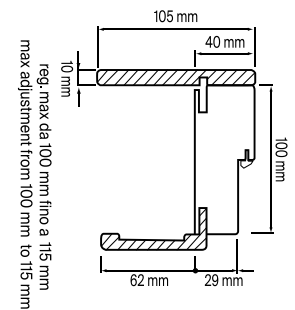
MOVIMENTO ROTOTRASLANTE ROTOTRANSLATING MOVEMENT



TELAIO STANDARD FLAT R3 STANDARD FLAT R3 FRAME



TELAIO TECNO TECNO FRAME

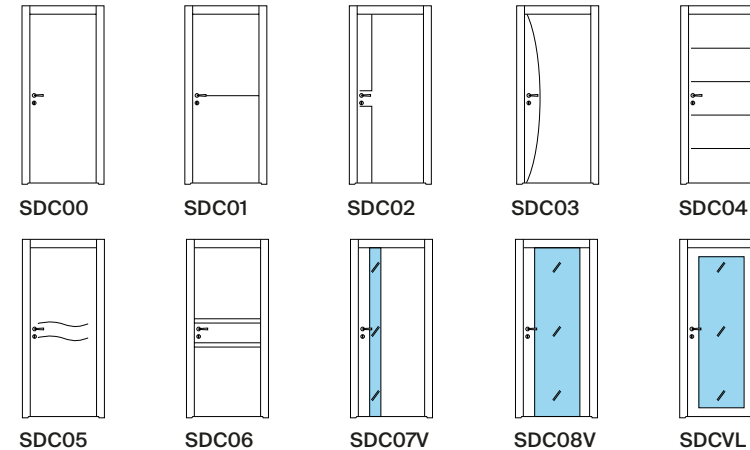


16

SDC00_M63



PARTICOLARE CERNIERA BILICO QUADRA
DETAIL OF SQUARED PIVOT HINGE



M63
 GRIGIO PLATINO
 WALL
 GREY PLATINUM
 WALL

M64
 GRIGIO LONDRA
 WALL
 GREY LONDON
 WALL

17

Swing



18

SW09_L11 CON TELAIO STANDARD FLAT R3
SW09_L11 WITH STANDARD FLAT R3 FRAME



SW00_L13
 con telaio SMART
 with SMART frame



SW01_L07
 con telaio PLANAR
 with PLANAR frame




SW03_RAL1019
 con telaio SMART
 with SMART frame



SW04_L01
 con telaio SMART
 with SMART frame



SW05_L05
 con telaio STANDARD FLAT R3
 with STANDARD FLAT R3 frame



SW06_RAL 1013
 con telaio PLANAR
 with PLANAR frame



SW07_L01
 con telaio SMART
 with SMART frame



SW09_L11
 con telaio PLANAR
 with PLANAR frame

19



SW07V_L01
 con vetro V00 e telaio SMART
 with glass V00 and SMART frame



SW08V_L13
 con vetro V00 e telaio SMART
 with glass V00 and SMART frame



SWVL_RAL1019
 con vetro V00 e telaio SMART
 with glass V00 and SMART frame

SOLUZIONI D'APERTURA

- porta battente singola
- porta battente doppia
- porta scorrevole interno
- porta doppio scorrevole interno contrapposto
- porta scorrevole con mantovana
- porta doppio scorrevole contrapposto con mantovana
- porta con movimento rototraslante
- porta pieghevole (a spingere e a tirare)
- porta pieghevole 1/3 - 2/3
- porta trapezoidale a spingere
- un'anta con cerniere bommer

DESIGN SOLUTIONS

- push single-leaf door
- double leaf door
- pocket door
- french pocket door
- suspended bypass door
- suspended double bypass door
- pivot door
- bifold door
- 1/3 - 2/3 folding
- push trapezoidal
- latched single action door

20



TELAIO STANDARD FLAT R3
 Opzione telaio FLAT R3 e TECNO in legno listellare.
TELAIO OPTIONAL:
 SMART - PLANAR- TECNO - LINEAR

PLUS DI PRODOTTO:
 Cerniere a scomparsa K e serratura magnetica.

STANDARD FLAT R3 FRAME
 Option: FLAT R3 and TECNO frame in wood strips.
OPTIONAL FRAMES:
 SMART - PLANAR - TECNO - LINEAR

PRODUCT PLUS:
 Concealed hinges K and magnetic lock.



TELAIO STANDARD FLAT R3 / STANDARD FLAT R3 FRAME



TELAIO SMART OPTIONAL / OPTIONAL SMART FRAME

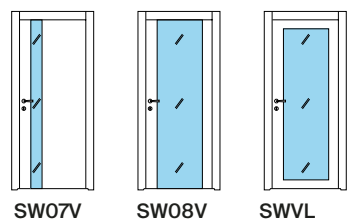


TELAIO TECNO OPTIONAL / OPTIONAL TECNO FRAME

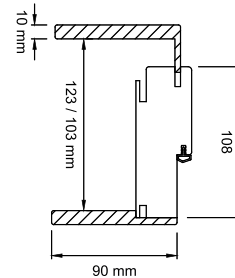



TELAIO PLANAR OPTIONAL / OPTIONAL PLANAR FRAME

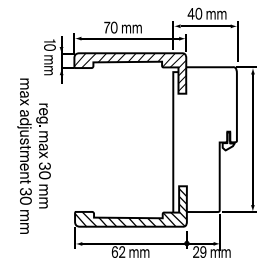
21



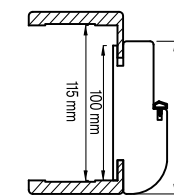
LACCATO SU BASE LAMINATO LARICE / LACQUERED ON BASE LARCH LAMINATE



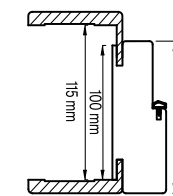
TELAIO LINEAR
 LINEAR FRAME



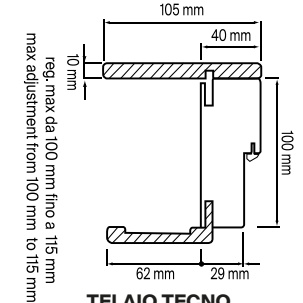
TELAIO STANDARD FLAT R3
 STANDARD FLAT R3 FRAME



TELAIO SMART
 SMART FRAME



TELAIO PLANAR
 PLANAR FRAME

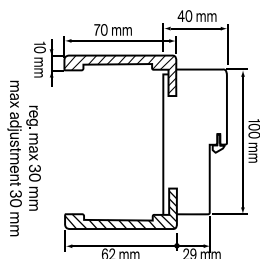


TELAIO TECNO
 TECNO FRAME

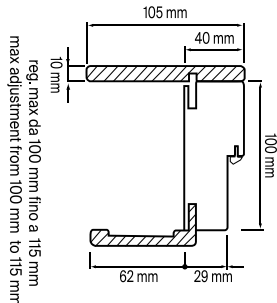
Rap



TELAIO STANDARD FLAT R3 STANDARD FLAT R3 FRAME



TELAIO TECNO TECNO FRAME



SOLUZIONI D'APERTURA / DESIGN SOLUTIONS

- porta battente singola
- porta battente doppia
- porta scorrevole interno
- porta doppio scorrevole interno contrapposto
- porta scorrevole con mantovana
- porta doppio scorrevole contrapposto con mantovana
- porta con movimento rototraslante
- porta pieghevole (a spingere e a tirare)
- porta pieghevole 1/3 - 2/3
- push single-leaf door
- double leaf door
- pocket door
- french pocket door
- suspended bypass door
- suspended double bypass door
- pivot door
- bifold door
- 1/3 - 2/3 folding



RP00 RP01 RP01S RP02G RP04 RPM01 RPM02 RPSP1 RPSP2



M51
PALISSANDRO
BIANCO
WHITE
ROSEWOOD



F08
CILIEGIO
CHERRY



F18
NOCE
NAZIONALE
NATIONAL
WALNUT



F20
NOCE
LEUCA
LEUCA
WALNUT



F48
ROVERE
CHIARO
LIGHT OAK



RP00_F20
con telaio TECNO
with TECNO frame

RPSP1_F20
con specchio 3mm 1 lato
e telaio TECNO
with mirror 3mm 1 side
and TECNO frame

RP02G_F20
con inserti vetro laccato
e telaio TECNO
with lacquered glass inserts
and TECNO frame

RP02G_M51
con inserti vetro laccato
with lacquered glass inserts



RPM01_M51
con inserti METAL QUADRO
with inserts METAL SQUARE

RP01_F48
con inserti I81
with inserts I81

RP04_M51
con inserti I81
with inserts I81

Il modello RP02G è disponibile solo nei colori M51 - F20

The model RP02G is only available in colours M51 - F20

TELAIO TECNO OPTIONAL

PLUS DI PRODOTTO:
Laminato in pvc idrorepellente.
Di serie per i colori M51 - F20 stipite in legno listellare e coprifili in legno multistrato.
Cerniere a scomparsa K.

OPTIONAL TECNO FRAME

PRODUCT PLUS: water resistant pvc laminate.
Doorjamb in wood strips and architraves in multilayer wood standard for colours M51 - F20.
Concealed hinges K.

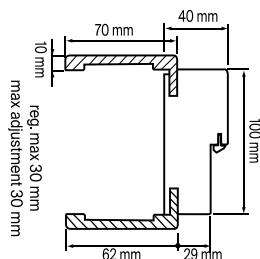
Pop



SOLUZIONI D'APERTURA / DESIGN SOLUTIONS

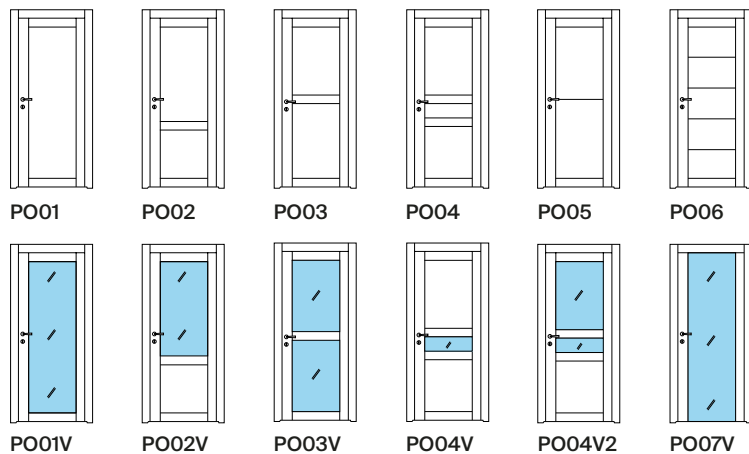
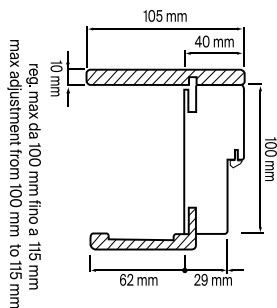
- porta battente singola
- porta battente doppia
- porta scorrevole interno
- porta doppio scorrevole interno contrapposto
- porta scorrevole con mantovana
- porta doppio scorrevole contrapposto con mantovana
- push single-leaf door
- double leaf door
- pocket door
- french pocket door
- suspended bypass door
- suspended double bypass door

TELAIO STANDARD FLAT R3 STANDARD FLAT R3 FRAME



24

TELAIO TECNO TECNO FRAME



PO01_F20
con telaio TECNO
with TECNO frame



PO01V_F20
con vetro V05
with glass V05



PO03_F18



PO03V_F18
con vetro V00 e telaio TECNO
with glass V00 and TECNO frame



PO02_F48



PO02V_F48
con vetro V00
with glass V00



PO04_F48



PO04V_F48
con vetro V00
with glass V00

25



PO04V2_F48
con vetro V00
with glass V00



PO05_M51
con inserti I81 e telaio TECNO
with inserts I81 and TECNO frame



PO07V_M51
con vetro V21 e telaio TECNO
with glass V21 and TECNO frame

**TELAIO TECNO OPTIONAL
PLUS DI PRODOTTO:**
Laminato in pvc idrorepellente.
Di serie per i colori M51 - F20
stipite in legno listellare e
coprifili in legno multistrato.

**OPTIONAL TECNO FRAME
PRODUCT PLUS:**
water resistant pvc laminate.
Doorjamb in wood strips and
architraves in multilayer wood
standard for colours M51 - F20.

Touch



26

TH05_L01 CON TELAIO TECNO
TH05_L01 WITH TECNO FRAME



TH00_L01
con telaio TECNO
with TECNO frame



TH01_L01
con telaio TECNO
with TECNO frame



TH02_L01
con telaio TECNO
with TECNO frame



TH03_L01



TH04_L01
con telaio TECNO
with TECNO frame



TH05_L01
con telaio TECNO
with TECNO frame

27



TH06_L01
con telaio TECNO
with TECNO frame



TH07_L01
con telaio TECNO
with TECNO frame



TH09_L01
con telaio TECNO
with TECNO frame

Touch



SOLUZIONI D'APERTURA / DESIGN SOLUTIONS

- porta battente singola
- porta battente doppia
- porta scorrevole interno
- porta doppio scorrevole interno contrapposto
- porta scorrevole con mantovana
- porta doppio scorrevole contrapposto con mantovana
- porta con movimento rototraslante
- porta pieghevole (a spingere e a tirare)
- porta pieghevole 1/3 - 2/3
- porta trapezoidale a spingere
- un'anta con cerniere bommer
- push single-leaf door
- double leaf door
- pocket door
- french pocket door
- suspended bypass door
- suspended double bypass door
- pivot door
- bifold door
- 1/3 - 2/3 folding
- push trapezoidal
- latched single action door

28

TELAIO STANDARD FLAT R3


OPZIONE TELAI STANDARD FLAT R3 E TECNO IN LEGNO LISTELLARE
TELAI OPTIONAL SMART - PLANAR
TECNO - LINEAR

PLUS DI PRODOTTO: serratura magnetica.


STANDARD FRAME FLAT R3

OPTION: FLAT R3 AND TECNO FRAME IN WOOD STRIPS
SMART - PLANAR
TECNO - LINEAR

PRODUCT PLUS: magnetic lock.



TH20_RAL 1019
con telaio TECNO
with TECNO frame



TH21_RAL 1013
con telaio TECNO
with TECNO frame



TH22_L07
con telaio STANDARD FLAT R3
with STANDARD FLAT R3 frame

TELAIO STANDARD FLAT R3
STANDARD FLAT R3 FRAME



TELAIO SMART OPTIONAL
OPTIONAL SMART FRAME



TELAIO TECNO OPTIONAL
OPTIONAL TECNO FRAME



TELAIO PLANAR OPTIONAL
OPTIONAL PLANAR FRAME



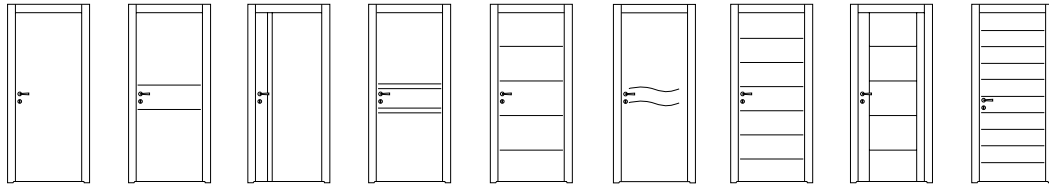
TH07V_L13
con vetro V00 e telaio TECNO
with glass V00 and TECNO frame



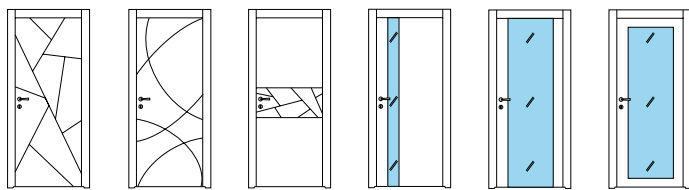
TH08V_L01
con vetro V00 e telaio TECNO
with glass V00 and TECNO frame



THVL_L05
con vetro V00 e telaio STANDARD FLAT R3
with glass V00 and STANDARD FLAT R3 frame



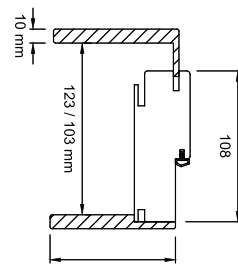
TH00 TH01 TH02 TH03 TH04 TH05 TH06 TH07 TH09



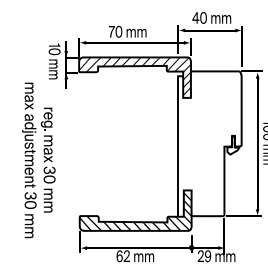
TH20 TH21 TH22 TH07V TH08V THVL



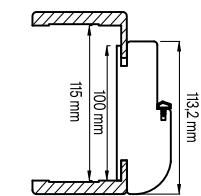
L01 LACCATO BIANCO WHITE LACQUERED
L05 LACCATO AVORIO IVORY LACQUERED
L07 LACCATO GRIGIO GREY LACQUERED
L11 LACCATO ANTRACITE ANTHRACITE LACQUERED
L13 LACCATO GRIGIO MEDIO MEDIUM GREY LACQUERED
COLORI RAL A SCELTA
RAL COLOURS



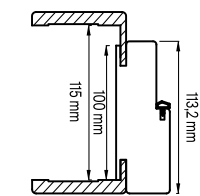
TELAIO LINEAR
LINEAR FRAME



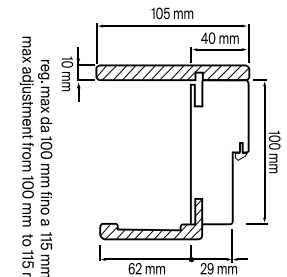
TELAIO STANDARD FLAT R3
STANDARD FLAT R3 FRAME



TELAIO SMART
SMART FRAME



TELAIO PLANAR
PLANAR FRAME



TELAIO TECNO
TECNO FRAME

29

Studio Zero



Maniglia a scomparsa B.No.Ha Mini
Concealed handle B.No.Ha Mini



- Finitura con fondo carteggiato.
- Finiture in laminato, in essenza di legno e laccati lucidi e/o opachi su richiesta.
- *Finish with sanded background.*
- *On demand: Finishes in laminate, wood essence and matt / glossy lacquered colours.*

SZ00_G01



SZ00_L00

VANI SALVASPAZIO / SPACE-SAVING COMPARTMENTS

31



mika Lui
porte

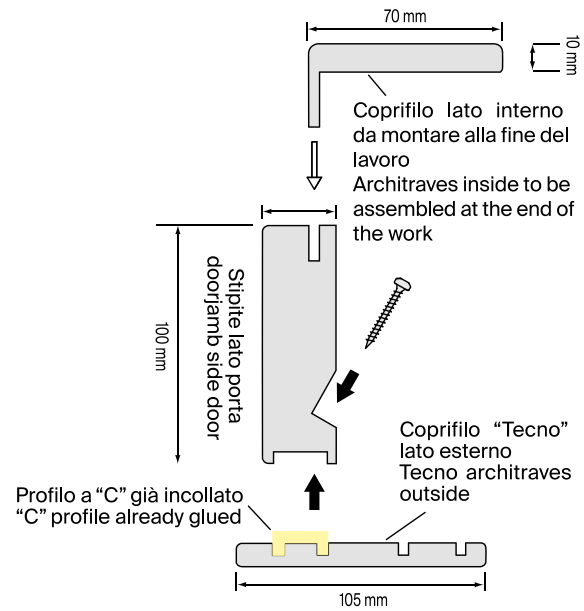
Planet

32



PN00_M54

mika
porte



34



SOLUZIONI D'APERTURA

- porta battente singola
- porta battente doppia

DESIGN SOLUTIONS

- push single-leaf door
- double leaf door

PLUS DI PRODOTTO:
Laminato in pvc idrorepellente,
cerniera K a scomparsa e
serratura magnetica.

PRODUCT PLUS:
water resistant pvc laminate,
concealed hinges K and
magnetic lock.

35

PN00_M63



PN00_M51



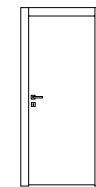
PN00_M54



PN00_RAL1019



PN00_M52



PN00



M50
BIANCO
WHITE



M51
PALISSANDRO
BIANCO
WHITE
ROSEWOOD



M52
PALISSANDRO
BLU NOTTE
BLUE
ROSEWOOD



M53
ROVERE
PROVENZA
PROVENZA
OAK



M54
PINO NEVE
SNOW PINE



M55
PINO CENERE
CINDER PINE



M63
GRIGIO PLATINO
WALL
GREY PLATINUM
WALL



M64
GRIGIO LONDRA
WALL
GREY LONDON
WALL



F20
NOCE
LEUCA
LEUCA
WALNUT



F48
ROVERE
CHIARO
LIGHT OAK



L01
LACCATO
BIANCO
WHITE
LACQUERED



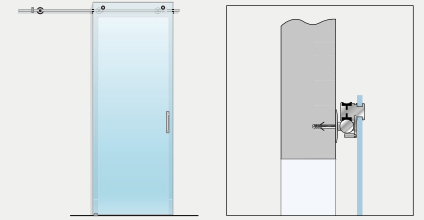
COLORI RAL
A SCELTA
RAL
COLOURS

Lumina

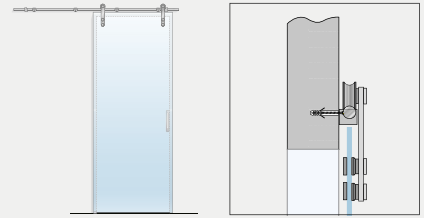



36

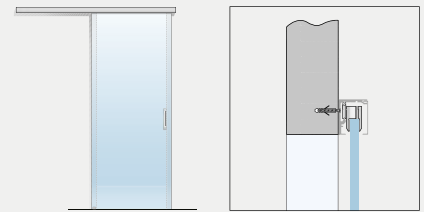
LM_V38_L01 CON TELAIO TECNO
LM_V38_L01 WITH TECNO FRAME



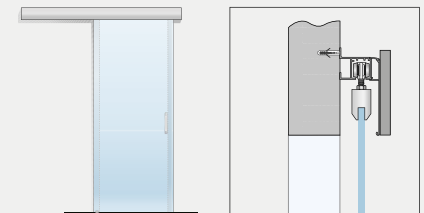
Con binario TRACK. / With TRACK rail.



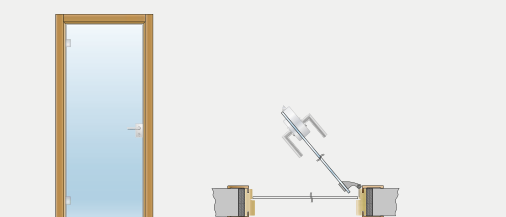
Con binario ROLLER. / With ROLLER rail.



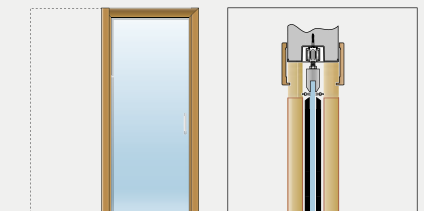
Con mantovana SMALL alluminio.
With SMALL aluminium pelmet track.



Con mantovana LARGE alluminio, laminato o legno.
With LARGE aluminium, laminate or wood pelmet track.



Porta battente con stipite e coprifili in laminato,
in essenza di legno e laccati.
Single-leaf door with laminate frame, wood essence and lacquered.



Porta scorrevole interno muro con stipite e coprifili in laminato,
in essenza di legno e laccati.
Pocket door with laminate frame, wood essence and lacquered.

37

- Finiture telaio e coprifili in laminato, in essenza di legno e laccati.
- Frame and architraves finishes in laminate, wood essence and lacquered.



LMV00
vetro madras bianco stratificato e temperato
stratified and tempered glass white madras

LMV04
vetro stratificato e temperato sabbliato
stratified, sand-blasted and tempered glass

LMV05
vetro stratificato e temperato sabbliato su base satinata
stratified, sand-blasted and tempered glass with satin base

LMV18M
vetro stratificato sabbliato su base satinata
sand-blasted and stratified glass with satin base

LMV21
vetro stratificato e temperato sabbliato su base trasparente
stratified, sand-blasted and tempered glass with transparent base

LMV26
vetro stratificato e temperato sabbliato su base satinata
stratified, sand-blasted and tempered glass with satin base



LMV33
vetro extralight stratificato e temperato
extralight stratified and tempered glass

LMV34
vetro extralight stratificato e temperato
extralight stratified and tempered glass

LMV35
vetro extralight stratificato e temperato
extralight stratified and tempered glass

LMV36
vetro stratificato con tessuto di lino ecru
stratified glass with ecru linen fabric

LMV37
vetro extralight stratificato e temperato
extralight stratified and tempered glass

LMV38
vetro extralight stratificato e temperato
extralight stratified and tempered glass



LMV39
vetro fumè stratificato e temperato
frosted stratified and tempered glass

LMV40
vetro stratificato e temperato sabbliato su base trasparente
stratified, sand-blasted and tempered glass with transparent base

LMV41
vetro stratificato e temperato sabbliato su base trasparente
stratified, sand-blasted and tempered glass with transparent base

LMV42
vetro stratificato e temperato sabbliato su base trasparente
stratified, sand-blasted and tempered glass with transparent base

LMVBL
vetro bianco latte stratificato e temperato
white milk stratified and tempered glass

LMVTR
vetro extralight stratificato e temperato trasparente
extralight transparent stratified and tempered glass

SOLUZIONI D'APERTURA

- porta battente singola
- porta battente doppia
- porta scorrevole interno
- porta doppio scorrevole interno contrapposto
- porta scorrevole esterno TRACK singola/doppia
- porta scorrevole esterno ROLLER singola/doppia
- porta scorrevole esterno SMALL singola/doppia
- porta scorrevole esterno LARGE singola/doppia

DESIGN SOLUTIONS

- push single-leaf door
- double leaf door
- pocket door
- french pocket door
- TRACK rail single/double
- ROLLER rail single/double
- SMALL aluminium pelmet track single/double
- LARGE aluminium or wood pelmet track single double



Lumina



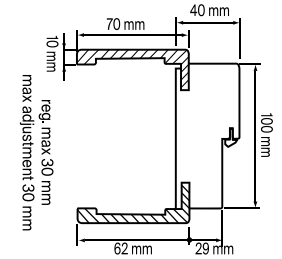
LM_V39_M52 CON TELAIO TECNO
LM_V39_M52 WITH TECNO FRAME



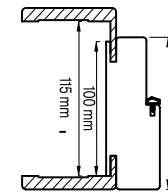
LM_V38_L01
con telaio TECNO
with TECNO frame



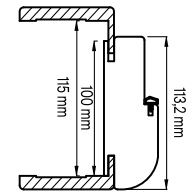
LM_V39_M52
con telaio TECNO
with TECNO frame



TELAIO STANDARD FLAT R3
STANDARD FLAT R3 FRAME



TELAIO SMART
SMART FRAME



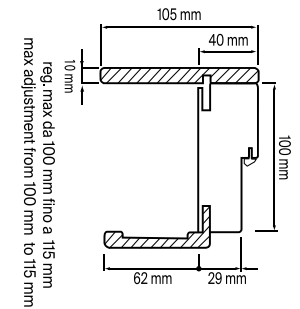
TELAIO PLANAR
PLANAR FRAME

Telai SMART - PLANAR - LINEAR disponibili solo per la versione laccata battente.

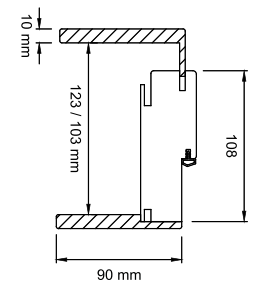
SMART - PLANAR - LINEAR frames only available for lacquered single leaf door.

Finiture telaio e coprifili in laminato, in essenza di legno e laccati.
Per le porte battenti di serie per i colori M51 - M52 - M53 M54 - M55 - M63 - M64 - F20 stipite in legno listellare e coprifili in legno multistrato.

Frame and architraves finishes in laminate, wood essence and lacquered.
Doorjamb in wood strips and architraves in multilayer wood standard for colours M51 - M52 - M53 - M54 M55 - M63 - M64 - F20 for single-leaf door only.



TELAIO TECNO / TECNO FRAME



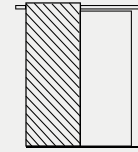
TELAIO LINEAR / LINEAR FRAME

Rail

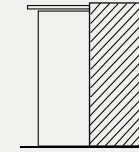


42

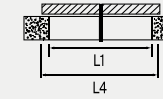
VERSIONE SINISTRA VERSION LEFT



VERSIONE DESTRA VERSION RIGHT



SEZIONE ORIZZONTALE HORIZONTAL SECTION



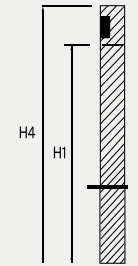
L1 Larghezza vano muro:
Opening width:
cm 60 65 70
75 80 85 90

H1 Altezza vano muro:
Opening height:
cm 210

L4 Larghezza porta:
Door width:
cm 65 70 75
80 85 90 95

H4 Altezza porta:
Door height:
cm 225

SEZIONE VERTICALE VERTICAL SECTION



Larghezza anta = larghezza vano + 5 cm
Door panel width = Opening width + 5 cm

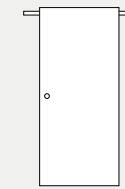
Altezza anta = altezza vano + 15 cm
Door panel height = Opening height + 15 cm

PLUS DI PRODOTTO:
Laminato in pvc idrorepellente

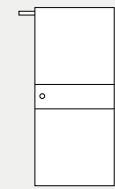
PRODUCT PLUS:
water resistant pvc laminate

RA09_L11

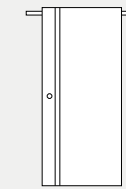
RA00_M63



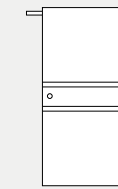
RA00



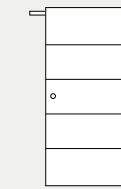
RA01



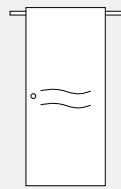
RA02



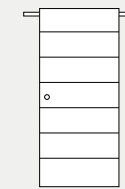
RA03



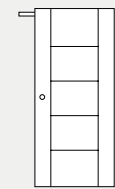
RA04



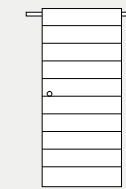
RA05



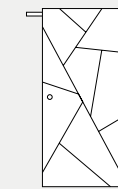
RA06



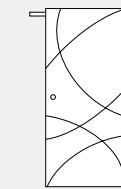
RA07



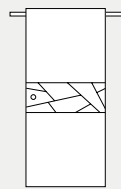
RA09



RA20



RA21



RA22

43

I MODELLI INCISI SONO REALIZZABILI SOLO PER LA FINITURA LACCATA.
THE ENGRAVED DOOR MODELS CAN ONLY BE MADE WITH LACQUERED FINISH.



M50
BIANCO
WHITE



M63
GRIGIO PLATINO
WALL
GREY PLATINUM
WALL



M64
GRIGIO LONDRA
WALL
GREY LONDON
WALL



L01
LACCATO
BIANCO
WHITE
LACQUERED



L11
LACCATO
ANTRACITE
ANTHRACITE
LACQUERED



COLORI RAL
A SCELTA
RAL
COLOURS

*Per le finiture in legno vedere catalogo Lui.
*For wood finishes see Lui catalog.

mika Lui
porte

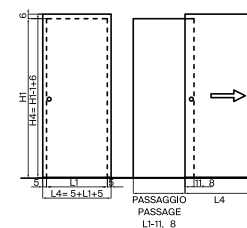
RA00_M63

Ghost

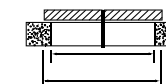


GS09_L11


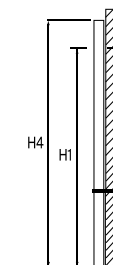
APERTURA A DESTRA OPENING TO THE RIGHT



SEZIONE ORIZZONTALE HORIZONTAL SECTION



SEZIONE VERTICALE VERTICAL SECTION



GS09_L11

L1 Larghezza vano muro: Opening width: cm 60 65 70 75 80 85 90
 H1 Altezza vano muro: Opening height: cm 210
 L4 Larghezza porta: Door width: cm 70 75 80 85 90 95 100
 H4 Altezza porta: Door height: cm 215

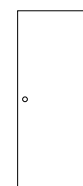
Larghezza anta = larghezza vano + 10 cm
 Door panel width = Opening width + 10 cm

Altezza anta = altezza vano + 5 cm
 Door panel height = Opening height + 5 cm

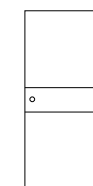
PLUS DI PRODOTTO:
Laminato in pvc idrorepellente

PRODUCT PLUS:
water resistant pvc laminate

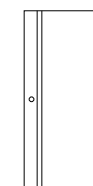
44



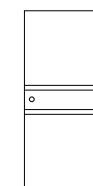
GS00



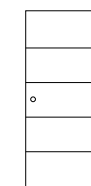
GS01



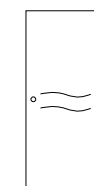
GS02



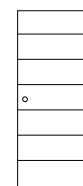
GS03



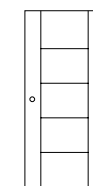
GS04




GS05



GS06



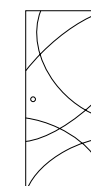
GS07



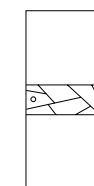
GS09



GS20



GS21



GS22

45

I MODELLI INCISI SONO REALIZZABILI SOLO PER LA FINITURA LACCATA.
THE ENGRAVED DOOR MODELS CAN ONLY BE MADE WITH LACQUERED FINISH.



M50
BIANCO
WHITE



M63
GRIGIO PLATINO
WALL
GREY PLATINUM
WALL



M64
GRIGIO LONDRA
WALL
GREY LONDON
WALL



L01
LACCATO
BIANCO
WHITE
LACQUERED



L11
LACCATO
ANTRACITE
ANTHRACITE
LACQUERED



COLORI RAL
A SCELTA
RAL
COLOURS

*Per le finiture in legno vedere catalogo Lui.
 *For wood finishes see Lui catalog.

mika Lui
porte

Easy



46

SOLUZIONI D'APERTURA

- porta battente singola
- porta battente doppia
- porta due ante incernierate
- porta scorrevole interno
- porta doppio scorrevole interno contrapposto
- porta scorrevole interno due ante sovrapposte singole
- porta scorrevole interno due ante sovrapposte doppie
- porta scorrevole con mantovana
- porta doppio scorrevole contrapposto con mantovana
- porta scorrevole con mantovana due ante sovrapposte singole
- porta rototraslante
- porta scorrevole con mantovana due ante sovrapposte doppie
- porta pieghevole (a spingere e a tirare)
- porta pieghevole 1/3 - 2/3
- porta pieghevole doppio a spingere
- porta pieghevole doppio a tirare
- porta trapezoidale
- porta due ante con cerniere bommer
- porta un'anta con cerniere bommer
- porta doppia anta scorrevole parallela con binario a soffitto
- porta scorrevole a 4 ante con binario a soffitto

DESIGN SOLUTIONS

- push single-leaf door
- push double leaf door
- push two hinged leaves
- pocket door
- french pocket door
- bypass pocket door
- double french pocket door
- suspended bypass door
- suspended double bypass door
- suspended bypass door
- pivot door
- suspended double bypass door
- bifold door
- push 1/3 - 2/3 folding
- reverse double bifold door
- double bifold door
- push trapezoidal
- double leaf with bommer hinge
- single leaf with bommer hinge
- parallel ceiling suspended double door
- 4-leaf ceiling suspended door



ES01_L01



ES02_L01



ES03_L01



ES04_L01



ES05_L01



ES01V_L01
con vetro V00
with glass V00



ES02V_L01
con vetro V00
with glass V00



ES03V_L01
con vetro V00
with glass V00



ES04V_L01
con vetro V00
with glass V00




ES04V2_L01
con vetro V00
with glass V00



ES05V_L01
con vetro V00
with glass V00

OPZIONE: Stipite in legno listellare e coprifili in legno multistrato.

OPTION: Doorjamb in wood strips and architraves in multilayer wood.




ES01

ES02

ES03

ES04

ES05



ES01V

ES02V

ES03V

ES04V

ES04V2

ES05V



L01
LACCATO
BIANCO
WHITE
LACQUERED



L05
LACCATO
AVORIO
IVORY
LACQUERED



L06
LACCATO
CREMA
CREAM
LACQUERED



L07
LACCATO
GRIGIO
GREY
LACQUERED



COLORI RAL
A SCELTA
RAL
COLOURS

Contract



50

51

Porte tecniche per hotel, cliniche e strutture ricettive in generale con certificazioni tagliafuoco e fonoisolanti.

We produce certified fireproof and soundproofing technical doors for hotels, medical clinics and accommodation facilities.

mika *Lui Fire*
porte

Per riuscire a fornire un'offerta più completa possibile, Pcm Design si è strutturata con prodotti specifici per complessi ricettivi, anche in modalità contract. Questo risultato è stato possibile grazie alla flessibilità produttiva dell'azienda e alla capacità di consolidare partnership strategiche.

Grandi progetti "chiavi in mano" in Italia e all'estero, gestiti con la massima attenzione alla qualità e al dettaglio; prodotti tecnologici che uniscono raffinatezza e affidabilità.

La PCM Design si pregia di avere, oltre alle attestazioni di resistenza al fuoco REI30 - EI30 REI45 e REI60 anche le certificazioni British Standard FD30 - FD60 - FD90 - FD120 rilasciate dal prestigioso istituto IFC Certification Ltd.

Un'ulteriore conferma di quanto l'azienda cerchi per ogni suo prodotto sicurezza e massima qualità.

In order to provide the most complete range possible, Pcm Design has organised its range with specific products for the hospitality sector, even for contract furnishings. This result was possible due to the company's production flexibility and ability to consolidate strategic partnerships.

Large "turnkey" projects in Italy and abroad, managed with the utmost attention to quality and details; technological products that combine elegance and reliability.

PCM Design is proud to have, in addition to fire certifications REI30 - EI30 - REI45 - REI60, also British Standard Certifications FD30 - FD60 - FD90 - FD120 issued by the prestigious institute IFC Certification Ltd.

This is a further confirmation from the company to have safety and maximum quality in every product.

NOTE

Scopri tutte le novità
e resta aggiornato
sulle nostre offerte
pcmdesigndoors.com

SEGUICI
CONDIVIDI
E INTERAGISCI

  [pcmdesigndoors](https://www.facebook.com/pcmdesigndoors)

Allo scopo di migliorare la propria produzione PCM Design srl si riserva la possibilità di variane in ogni momento e senza preavviso le caratteristiche e i colori legno e laccati su tutte le linee e modelli.

Il presente catalogo ha carattere puramente illustrativo e pertanto la PCM Design srl declina ogni responsabilità per eventuali non conformità di colori dei materiali utilizzati.

In order to continue to improve its products, PCM Design srl reserves the right to make specificational and colour alterations on all collections and models without any prior warning on all collections and models.

This catalogue is illustrative only. The PCM Design srl declines all responsibilities for any changes in the colours of the employed materials.



Via Paolo Soprani, 2
62019 RECANATI (MC) ITALIA
Tel.+39 071.7506030 r.a.
info@pcmdesigndoors.com

  pcmdesigndoors

pcmdesigndoors.com